


# Global AIDS Monitoring 2017

Indicators for monitoring the 2016 United  
Nations Political Declaration on HIV and AIDS





# Contents

Summary of indicators for Global AIDS Monitoring	<b>4</b>
Abbreviations and acronyms	<b>8</b>
Introduction	<b>9</b>
Implementing monitoring at the national level	<b>16</b>
Summary of changes for the 2017 reporting	<b>28</b>
The future of Global AIDS Monitoring	<b>33</b>
Indicators for Global AIDS Monitoring	<b>35</b>
<i>Commitment 1: Ensure that 30 million people living with HIV have access to treatment through meeting the 90–90–90 targets by 2020</i>	
1.1 People living with HIV who know their HIV status	<b>35</b>
1.2 People living with HIV on antiretroviral therapy	<b>37</b>
1.3 Retention on antiretroviral therapy at 12 months	<b>39</b>
1.4 People living with HIV who have suppressed viral loads	<b>41</b>
1.5 Late HIV diagnosis	<b>43</b>
1.6 Antiretroviral medicine stock-outs	<b>44</b>
1.7 AIDS mortality	<b>46</b>
<i>Commitment 2: Eliminate new HIV infections among children by 2020 while ensuring that 1.6 million children have access to HIV treatment by 2018</i>	
2.1 Early infant diagnosis	<b>47</b>
2.2 Mother-to-child transmission of HIV	<b>49</b>
2.3 Preventing the mother-to-child transmission of HIV	<b>51</b>
2.4 Syphilis among pregnant women	<b>54</b>
2.5 Congenital syphilis rate (live births and stillbirth)	<b>56</b>

Please use the Global AIDS Monitoring website ([aidsreportingtool.unaids.org](http://aidsreportingtool.unaids.org)) to submit your indicator data by 31 March 2017.

Modelled HIV estimates using the updated Spectrum software are due by 10 April 2017.

*Commitment 3: Ensure access to combination prevention options, including pre-exposure prophylaxis, voluntary medical male circumcision, harm reduction and condoms, to at least 90% of people by 2020, especially young women and adolescent girls in high-prevalence countries and key populations—gay men and other men who have sex with men, transgender people, sex workers and their clients, people who inject drugs and prisoners*

3.1 HIV incidence	<b>57</b>
3.2 Estimates of the size of key populations (A–E)	<b>59</b>
3.3 HIV prevalence among key populations (A–E)	<b>60</b>
3.4 Knowledge of HIV status among key populations (A–D)	<b>62</b>
3.5 Antiretroviral therapy coverage among people living with HIV in key populations (A–E)	<b>64</b>
3.6A Condom use among sex workers	<b>66</b>
3.6B Condom use among men who have sex with men	<b>68</b>
3.6C Condom use among people who inject drugs	<b>70</b>
3.6D Condom use among transgender people	<b>72</b>
3.7 Coverage of HIV prevention programmes among key populations (A–E)	<b>74</b>
3.8 Safe injecting practices among people who inject drugs	<b>76</b>
3.9 Needles and syringes distributed per person who injects drugs	<b>78</b>
3.10 Coverage of opioid substitution therapy	<b>80</b>
3.11 Active syphilis among sex workers	<b>81</b>
3.12 Active syphilis among men who have sex with men	<b>82</b>
3.13 HIV prevention programmes in prisons	<b>83</b>
3.14 Viral hepatitis among key populations	<b>84</b>
3.15 People receiving pre-exposure prophylaxis (PrEP)	<b>85</b>
3.16 Prevalence of male circumcision	<b>87</b>
3.17 Annual number of males voluntarily circumcised	<b>88</b>
3.18 Condom use at last high-risk sex	<b>89</b>

*Commitment 4: Eliminate gender inequalities and end all forms of violence and discrimination against women and girls, people living with HIV and key populations by 2020*

4.1 Discriminatory attitudes towards people living with HIV	<b>90</b>
4.2 Avoidance of HIV services because of stigma and discrimination among key populations (A–D)	<b>92</b>
4.3 Prevalence of recent intimate partner violence	<b>94</b>

<i>Commitment 5: Ensure that 90% of young people have the skills, knowledge and capacity to protect themselves from HIV and have access to sexual and reproductive health services by 2020, in order to reduce the number of new HIV infections among adolescent girls and young women to below 100 000 per year</i>	
5.1 Young people: Knowledge about HIV prevention	<b>96</b>
5.2 Demand for family planning satisfied by modern methods	<b>97</b>
<i>Commitment 8: Ensure that HIV investments increase to US\$ 26 billion by 2020, including a quarter for HIV prevention and 6% for social enablers</i>	
8.1 Total HIV expenditure	<b>99</b>
<i>Commitment 10: Commit to taking AIDS out of isolation through people-centred systems to improve universal health coverage, including treatment for tuberculosis, cervical cancer and hepatitis B and C</i>	
10.1 Co-management of tuberculosis and HIV treatment	<b>103</b>
10.2 Proportion of people living with HIV newly enrolled in HIV care with active TB disease	<b>105</b>
10.3 Proportion of people living with HIV newly enrolled in HIV care started on TB preventive therapy	<b>106</b>
10.4 Men with urethral discharge	<b>107</b>
10.5 Gonorrhoea among men	<b>108</b>
10.6 Hepatitis B testing	<b>109</b>
10.7 Proportion of people coinfecting with HIV and HBV receiving combined treatment	<b>110</b>
10.8 Hepatitis C testing	<b>111</b>
10.9 Proportion of people coinfecting with HIV and HCV starting HCV treatment	<b>112</b>
10.10 Cervical cancer screening among women living with HIV	<b>113</b>
Guidelines for completing the National Commitments and Policy Instrument	<b>114</b>
National Commitments and Policy Instrument: Part A	<b>123</b>
National Commitments and Policy Instrument: Part B	<b>156</b>
Annex 1. Selected bibliography	<b>165</b>
Annex 2. The funding matrix for indicator 8.1: Total HIV expenditure	<b>166</b>

# Summary of indicators for Global AIDS Monitoring

## 2020 Fast-Track commitments and expanded targets to end AIDS

\* Expanded targets are in red.

*Reduce the number of people newly infected with HIV to fewer than 500 000 globally by 2020*

➔ HIV incidence (see commitment 3)

*Reduce the number of people dying from AIDS-related causes to fewer than 500 000 globally by 2020*

➔ AIDS mortality (see commitment 1)

*Eliminate HIV-related stigma and discrimination by 2020*

➔ Discriminatory attitudes towards people living with HIV (see commitment 4)

**COMMITMENT 1:** *Ensure that 30 million people living with HIV have access to treatment through meeting the 90–90–90 targets by 2020*

*Commit to the 90–90–90 target*

- ➔ 1.1 People living with HIV who know their HIV status
- ➔ 1.2 People living with HIV on antiretroviral therapy
- ➔ 1.3 Retention on antiretroviral therapy at 12 months
- ➔ 1.4 People living with HIV who have suppressed viral loads
- ➔ 1.5 Late HIV diagnosis
- ➔ 1.6 Antiretroviral medicine stock-outs
- ➔ 1.7 AIDS mortality

*Address regulations, policies and practices that prevent access to safe, efficacious and affordable generic medicines, diagnostics and related health technologies, including by ensuring the full use of the Agreement on Trade-Related Aspects of Intellectual Property Rights (TRIPS) flexibilities, and strengthen regional and local capacity to develop, manufacture and deliver quality-assured affordable health products*

National Commitments and Policy Instrument

**COMMITMENT 2:** *Eliminate new HIV infections among children by 2020 while ensuring that 1.6 million children have access to HIV treatment by 2018*

- ➔ 2.1 Early infant diagnosis
- ➔ 2.2 Mother-to-child transmission of HIV
- ➔ 2.3 Preventing the mother-to-child transmission of HIV
- ➔ 2.4 Syphilis among pregnant women
- ➔ 2.5 Congenital syphilis rate (live births and stillbirth)

**Additional indicators related to this target but compiled elsewhere (either in different commitment areas or through the HIV estimates process) include:**

- ➔ Number of children newly infected with HIV (see HIV incidence)
- ➔ HIV treatment among children: antiretroviral therapy (see People living with HIV on antiretroviral therapy)

**COMMITMENT 3:** *Ensure access to combination prevention options, including pre-exposure prophylaxis, voluntary medical male circumcision, harm reduction and condoms, to at least 90% of people by 2020, especially young women and adolescent girls in high-prevalence countries and key populations—gay men and other men who have sex with men, transgender people, sex workers and their clients, people who inject drugs and prisoners*

➔ 3.1 HIV incidence

*Ensure that 90% of the people at risk of HIV infection have access to comprehensive HIV prevention services, including sex workers and their clients, men who have sex with men, transgender people, people who inject drugs and prisoners*

- ➔ 3.2 Estimates of the size of key populations
- ➔ 3.3 HIV prevalence among key populations
  - 3.3A HIV prevalence among sex workers
  - 3.3B HIV prevalence among men who have sex with men

- 3.3C HIV prevalence among people who inject drugs
- 3.3D HIV prevalence among transgender people
- 3.3E HIV prevalence among prisoners

- ➔ 3.4 Knowledge of HIV status among key populations
  - 3.4A Knowledge of HIV status among sex workers
  - 3.4B Knowledge of HIV status among men who have sex with men
  - 3.4C Knowledge of HIV status among people who inject drugs
  - 3.4D Knowledge of HIV status among transgender people

- ➔ 3.5 Antiretroviral therapy coverage among people living with HIV in key populations
  - 3.5A Antiretroviral therapy coverage among sex workers living with HIV
  - 3.5B Antiretroviral therapy coverage among men who have sex with men living with HIV
  - 3.5C Antiretroviral therapy coverage among people who inject drugs living with HIV
  - 3.5D Antiretroviral therapy coverage among transgender people living with HIV
  - 3.5E Antiretroviral therapy coverage among prisoners living with HIV

- ➔ 3.6 Condom use among key populations
  - 3.6A Condom use among sex workers
  - 3.6B Condom use among men who have sex with men

- 3.6C Condom use among people who inject drugs
- 3.6D Condom use among transgender people

- ➔ 3.7 Coverage of HIV prevention programmes among key populations
  - 3.7A Coverage of HIV prevention programmes among sex workers
  - 3.7B Coverage of HIV prevention programmes among men who have sex with men
  - 3.7C Coverage of HIV prevention programmes among people who inject drugs
  - 3.7D Coverage of HIV prevention programmes among transgender people

**People who inject drugs**

- ➔ 3.8 Safe injecting practices among people who inject drugs
- ➔ 3.9 Needles and syringes distributed per person who injects drugs
- ➔ 3.10 Coverage of opioid substitution therapy

**Sex workers**

- ➔ 3.11 Active syphilis among sex workers

**Men who have sex with men**

- ➔ 3.12 Active syphilis among men who have sex with men

**Prisoners**

- ➔ 3.13 HIV prevention programmes in prisons

**Viral hepatitis**

- ➔ 3.14 Viral hepatitis among key populations

*Reach 3 million people with pre-exposure prophylaxis by 2020*

- ➔ 3.15 People receiving pre-exposure prophylaxis

*Reach 25 million men with voluntary medical male circumcision in high-incidence countries by 2020*

- ➔ 3.16 Prevalence of male circumcision
- ➔ 3.17 Annual number of males voluntarily circumcised

*Make 20 billion condoms available annually by 2020 in low- and middle-income countries*

- ➔ 3.18 Condom use at last high-risk sex

Number of condoms distributed (National Commitments and Policy Instrument)

**COMMITMENT 4: Eliminate gender inequalities and end all forms of violence and discrimination against women and girls, people living with HIV and key populations by 2020**

- ➔ 4.1 Discriminatory attitudes towards people living with HIV
- ➔ 4.2 Avoidance of HIV services because of stigma and discrimination among key populations
  - 4.2A Avoidance of HIV services because of stigma and discrimination by sex workers
  - 4.2B Avoidance of HIV services because of stigma and discrimination by men who have sex with men
  - 4.2C Avoidance of HIV services because of stigma and discrimination by people who inject drugs

4.2D Avoidance of HIV services because of stigma and discrimination by transgender people

*Ensure universal access to quality and affordable sexual and reproductive health-care services, including HIV services, for women*

➔ 4.3 Prevalence of recent intimate partner violence

Percentage of countries that report disaggregated data by sex (analytical output in the online reporting tool)

*Eliminate HIV-related stigma and discrimination in health-care settings by 2020*

Indicators to be included in Global AIDS Monitoring 2018

*Review and reform laws that reinforce stigma and discrimination, including on age of consent, HIV non-disclosure, exposure and transmission, travel restrictions and mandatory testing*

National Commitments and Policy Instrument

**COMMITMENT 5:** *Ensure that 90% of young people have the skills, knowledge and capacity to protect themselves from HIV and have access to sexual and reproductive health services by 2020, in order to reduce the number of new HIV infections among adolescent girls and young women to below 100 000 per year*

- ➔ 5.1 Young people: Knowledge about HIV prevention
- ➔ 5.2 Demand for family planning satisfied by modern methods

**Additional indicators related to this target but compiled elsewhere (either in different commitment areas or through the HIV estimates process) include:**

- ➔ Women 15–24 years old newly infected with HIV (see HIV incidence)
- ➔ Condom use at last high-risk sex among young women 15–24 (see Condom use at last high-risk sex)

**COMMITMENT 6:** *Ensure that 75% of people living with, at risk of and affected by HIV benefit from HIV-sensitive social protection by 2020*

Indicators to be included in Global AIDS Monitoring 2018

National Commitments and Policy Instrument

**COMMITMENT 7:** *Ensure that at least 30% of all service delivery is community-led by 2020*

Indicators to be included in Global AIDS Monitoring 2018

National Commitments and Policy Instrument

**COMMITMENT 8:** *Ensure that HIV investments increase to US\$ 26 billion by 2020, including a quarter for HIV prevention and 6% for social enablers*

➔ 8.1 Total HIV expenditure

**Domestic and international HIV expenditure by categories and funding sources**

8.1A Expenditure on HIV testing and counselling

- 8.1B Expenditure on antiretroviral therapy
- 8.1C Expenditure on HIV-specific laboratory monitoring
- 8.1D Expenditure on TB and HIV
- 8.1E Expenditure on the five pillars of combination prevention
- 8.1F Expenditure on preventing the mother-to-child transmission of HIV
- 8.1G Expenditure on social enablers
- 8.1H Expenditure on cash transfers for young women and girls

**COMMITMENT 9:** *Empower people living with, at risk of and affected by HIV to know their rights and to access justice and legal services to prevent and challenge violations of human rights*

National Commitments and Policy Instrument

**COMMITMENT 10:** *Commit to taking AIDS out of isolation through people-centred systems to improve universal health coverage, including treatment for tuberculosis, cervical cancer and hepatitis B and C*

*Reduce tuberculosis-related deaths among people living with HIV by 75% by 2020*

- ➔ 10.1 Co-managing TB and HIV treatment
- ➔ 10.2 Proportion of people living with HIV newly enrolled in HIV care with active TB disease
- ➔ 10.3 Proportion of people living with HIV newly enrolled in HIV care started on TB preventive therapy



**Additional indicators related to this target but compiled elsewhere (either in different commitment areas or through the HIV estimates process) include:**

TB deaths among people living with HIV

**Sexually transmitted infections**

- ➔ 10.4 Men with urethral discharge
- ➔ 10.5 Gonorrhoea among men

**Hepatitis B and C**

- ➔ 10.6 Hepatitis B testing
- ➔ 10.7 Proportion of people coinfecting with HIV and HBV receiving combined treatment
- ➔ 10.8 Hepatitis C testing
- ➔ 10.9 Proportion of people coinfecting with HIV and HCV starting HCV treatment

**Cervical cancer**

- ➔ 10.10 Cervical cancer screening among women living with HIV

**Additional indicators related to this target but compiled elsewhere by WHO:**

Cervical cancer vaccination

# Abbreviations and acronyms

<b>3TC</b>	lamivudine
<b>AIDS</b>	acquired immunodeficiency syndrome
<b>AZT</b>	zidovudine
<b>EFV</b>	efavirenz
<b>FTC</b>	emtricitabine
<b>HIV</b>	human immunodeficiency virus
<b>HBV</b>	hepatitis B virus
<b>HCV</b>	hepatitis C virus
<b>HPV</b>	human papillomavirus
<b>ILO</b>	International Labour Organization
<b>LPV/r</b>	lopinavir with a ritonavir boost
<b>NGO</b>	nongovernmental organization(s)
<b>NVP</b>	nevirapine
<b>NNRTI</b>	non-nucleoside reverse- transcriptase inhibitor
<b>NRTI</b>	nucleoside reverse- transcriptase inhibitor
<b>PrEP</b>	pre-exposure prophylaxis
<b>RPR</b>	rapid plasma regain
<b>TB</b>	tuberculosis
<b>TDF</b>	tenofovir disoproxil fumarate
<b>TPHA</b>	Treponema pallidum haemagglutination assay
<b>TPPA</b>	Treponema pallidum particle agglutination assay
<b>UNDP</b>	United Nations Development Programme
<b>UNFPA</b>	United Nations Population Fund
<b>UNICEF</b>	United Nations Children's Fund
<b>UNODC</b>	United Nations Office on Drugs and Crime
<b>VDRL</b>	Venereal Disease Research Laboratory
<b>WHO</b>	World Health Organization

# Introduction

## **Purpose and background**

The purpose of this document is to provide guidance to national AIDS programmes and partners on the use of indicators to measure and report on the country response.

The 2016 United Nations Political Declaration on HIV and AIDS: On the Fast-Track to Accelerate the Fight against HIV and to End the AIDS Epidemic by 2030,<sup>1</sup> adopted at the United Nations General Assembly High-Level Meeting on AIDS in June 2016, mandated UNAIDS to support countries in reporting on the commitments in the Political Declaration. This Political Declaration was built on three previous political declarations: the 2001 Declaration of Commitment on HIV/AIDS, the 2006 Political Declaration on HIV/AIDS and the 2011 Political Declaration on HIV and AIDS.

Member States unanimously adopted the 2001 Declaration at the United Nations General Assembly Special Session on HIV/AIDS in 2001. The 2001 Declaration reflected global consensus on a comprehensive framework to achieve Millennium Development Goal 6: halting and beginning to reverse the HIV epidemic by 2015. It recognized the need for multisectoral action on a range of fronts and addressed global, regional and country-level responses to prevent people from becoming newly infected with HIV, expand health-care access

<sup>1</sup> 2016 United Nations Political Declaration on HIV and AIDS: On the Fast-Track to Accelerate the Fight against HIV and to End the AIDS Epidemic by 2030. Geneva: UNAIDS; 2016 (General Assembly Resolution 70/266; <http://www.unaids.org/en/resources/documents/2016/2016-political-declaration-HIV-AIDS>, accessed 15 November 2016).

and mitigate the impact of the epidemic. The 2006 Political Declaration recognized the urgent need to achieve universal access to HIV treatment, prevention, care and support. The 2011 Political Declaration established 10 targets to intensify the efforts to eliminate HIV and AIDS. The most recent Political Declaration focuses on the next 15 years, with a renewed focus on integrating the global HIV response into the broader development agenda.

Although governments have adopted the declarations, the vision extends far beyond the government sector to private industry and labour groups, faith-based organizations, nongovernmental organizations (NGOs) and other civil society entities, including those representing people living with HIV.

As indicated in the 2011 and 2016 Political Declarations, a successful AIDS response should be measured by the achievement of concrete, time-bound targets. They call for careful monitoring of progress in implementing commitments and require the United Nations Secretary-General to issue annual progress reports. These reports are designed to identify challenges and constraints and recommend action to accelerate the achievement of the targets.

The 2017 Global AIDS Monitoring is the first year after the transition from the Millennium Development Goals to the Sustainable Development Goals and also the first year of reporting for the HIV monitoring framework for 2016–2021. This year's guidelines reflect a review of the indicator set used for global reporting in

previous years and integrate indicators that monitor the treatment cascade. WHO, UNAIDS and partners collaborated to compile the consolidated strategic information guidelines for HIV in the health sector,<sup>2</sup> which have informed the Global AIDS Monitoring guidelines.

In the past reporting rounds, countries have been encouraged to integrate indicators into their ongoing monitoring efforts. These indicators are designed to help countries in assessing the state of their national response and progress in achieving national HIV targets. They will contribute to improving understanding of the global response to the HIV epidemic, including progress towards achieving the global targets set in the 2016 Political Declaration and the Sustainable Development Goals.<sup>3</sup>

These guidelines are designed to improve the quality and consistency of the data collected at the country level, enhancing the accuracy of the conclusions drawn at the national, regional and global levels.

### **Rationale for the new monitoring framework**

The following principles were applied for the transition from the Global AIDS Response Progress Reporting framework to the Global AIDS Monitoring framework.

<sup>2</sup> Consolidated strategic information guidelines for HIV in the health sector. Geneva: World Health Organization; 2015 (<http://who.int/hiv/pub/guidelines/strategic-information-guidelines/en>, accessed 15 November 2016).

<sup>3</sup> Fast-Track Commitments to End AIDS by 2030 ([http://www.unaids.org/sites/default/files/media\\_asset/fast-track-commitments\\_en.pdf](http://www.unaids.org/sites/default/files/media_asset/fast-track-commitments_en.pdf)).

---

### How to use these guidelines

---

These guidelines have been developed to help countries collect data and report on their national HIV response as effectively as possible. The section on indicators for Global AIDS Monitoring devotes pages to each indicator, giving reasons for their inclusion and methods for collecting, constructing and measuring the indicator. The indicator's strengths and weaknesses are also discussed.

---

- **Reduced monitoring burden.** The set of indicators is smaller now (68 indicators versus 77 before) and has fewer separate questionnaires (subindicators and data sources); it integrates indicators for monitoring and reporting on the health sector response to HIV (previously called Universal Access indicators) and is also aligned with the Sustainable Development Goal indicators, making the data collection less burdensome for countries. The descriptions of the indicators in this guide supersede previous descriptions of indicators from previous guidelines, including the global reference list of 100 core health indicators<sup>4</sup> and the 2015 WHO consolidated strategic information guidelines for HIV in the health sector.<sup>5</sup> To fully meet the reporting requirements for the 10 Fast-Track commitments, indicators are disaggregated by age, sex, geographical location and key population, as appropriate.
- **Better programmatic utility for countries.** Because of their disaggregation, sources and geographical granularity, including at city level, the indicators can summarize the diversity of the situation in a country and identify where programmes can have the greatest impact. Programme monitoring is also included as an option for selected indicators.
- **Knowing the epidemic and reallocating resources.** The epidemiological estimates have improved significantly in the past years, and they are increasingly used at the subnational level together with programmatic data to assess service coverage. This enables efficient investment.
- **Coherent together.** The set is also defined with the idea that indicators are not independent but complement each other, providing a more complete view of the AIDS response in a given country context.

<sup>4</sup> Global reference list of 100 core health indicators. Geneva: World Health Organization; 2015 (<http://www.who.int/healthinfo/indicators/2015/en>, accessed 15 November 2016).

<sup>5</sup> Consolidated strategic information guidelines for HIV in the health sector. Geneva: World Health Organization; 2015 (<http://who.int/hiv/pub/guidelines/strategic-information-guidelines/en>, accessed 15 November 2016).

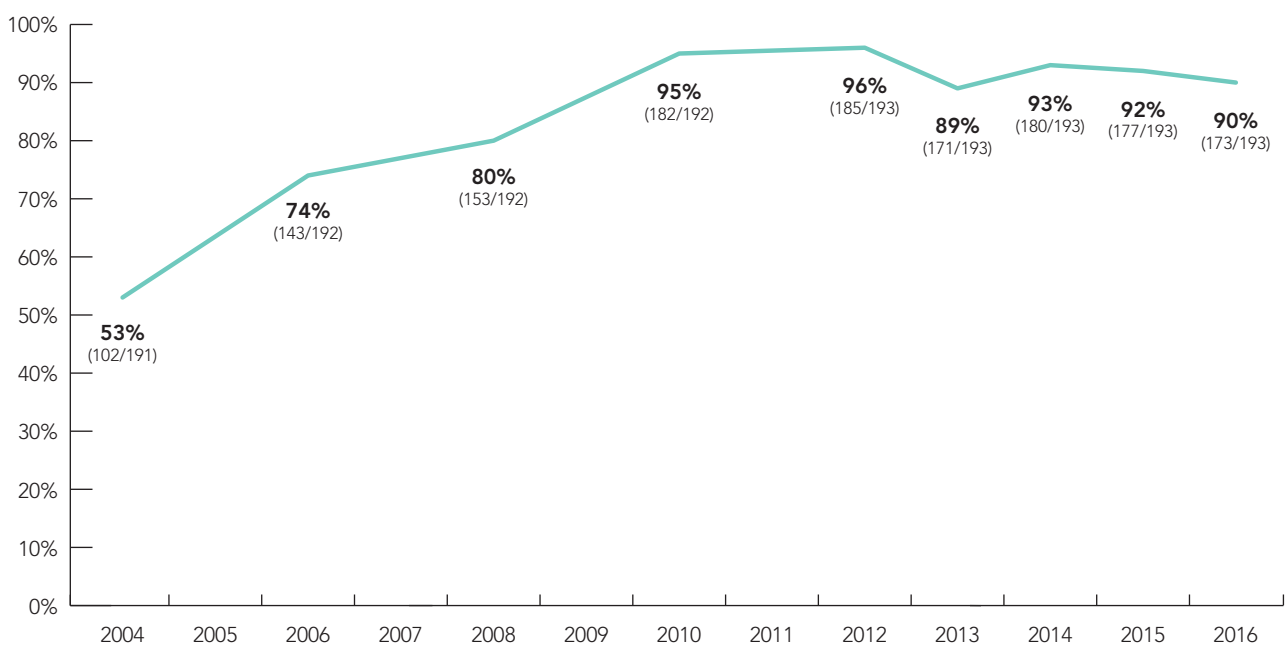
- **Innovative and forward looking.** For flexibility in the coming years, for selected indicators, the option to report using alternative data sources (different types of surveys and programmatic data) is presented. Community-driven data collection in multiple forms, such as through social media or dating applications, could be complementary to indicator data collected and offer further insights into the situation.

### Reporting history

UNAIDS has collected country progress reports from Member States, to monitor the various political declarations, every two years since 2004 and every year since 2012. The response rates increased from 102 Member States (53%) in 2004 to 185 (96%) in 2012. Since 2012, the response rate decreased to 173 Member States (90%) reporting in 2016 (Figure 1 shows the trend in response rates and Figure 2 the regional and global response rates in 2016).

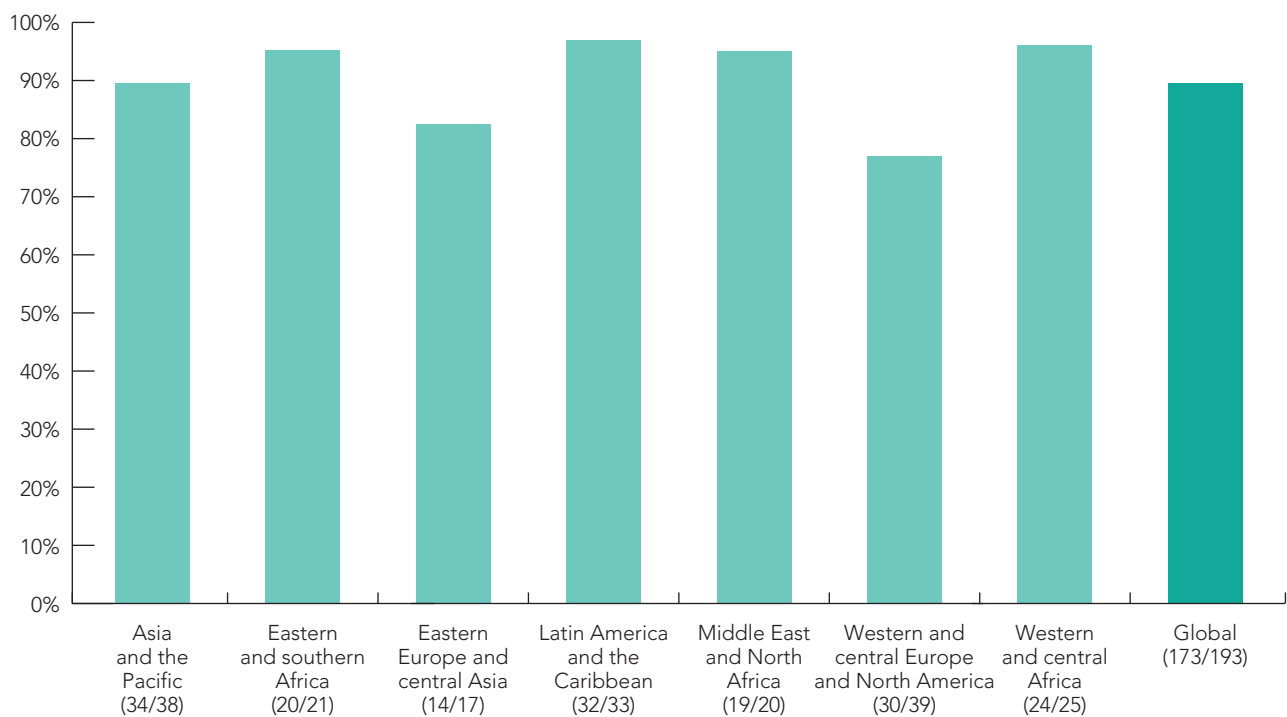
**Figure 1**

Trend in response rates, 2004–2016



**Figure 2**

Proportion of countries that submitted reports in the 2016 Global AIDS Response Progress Reporting



Information in country progress reports provides the most comprehensive data on the status of and response to the epidemic. Data from the previous reporting rounds are available online at <http://aidsinfo.unaids.org>. The full database is available at <http://www.aidsinfoonline.org> and can be used to produce charts, maps and tables. Unedited narrative country reports from the 2016 reporting round are available at:

<http://www.unaids.org/en/dataanalysis/knowyourresponse/countryprogressreports/2016countries>

Please note corrections or updates to indicator data following validation are available in AIDSInfo and may not be reflected in narrative reports.

National Commitments and Policy Instrument reports from 2014 (last reported National Commitments and Policy Instrument data) are available at:

<http://www.unaids.org/en/dataanalysis/knowyourresponse/ncpi/2014countries>

## Reporting format

The 2017 reporting requires submission of the indicators and the National Commitments and Policy Instrument. When preparing Global AIDS Monitoring reports, countries are encouraged to also submit a narrative report. From this year onwards, the online tool incorporates a template for a narrative report consisting of brief narrative summaries for each Fast-Track commitment. Alternatively, where available countries can submit a recent national country report.

The indicator data are considered an integral part of each country progress report submission. Hence, both the narrative part of the country progress report and the indicator data should be considered in the consultation and report preparation process, as outlined in the section on implementing progress reporting at the national level.

The Global AIDS Monitoring indicator data should be submitted through the reporting website (<https://aidsreportingtool.unaids.org>) to enhance the completeness and quality of the data and to facilitate processing and analysis at the country, regional and global levels.

## The deadline for submission using the reporting website is 31 March 2017.

Global AIDS Monitoring indicators are important for two reasons. First, they can help individual countries evaluate the effectiveness of their national response; second, when data from multiple countries are analysed collectively, the indicators can provide critical information on the effectiveness of the response at a wider level and form the basis for the regional and global analyses of progress. This also provides countries with insights into other national-level responses.

The changes in this round of reporting compared with the 2016 reporting round are summarized on pages 28-30.

Countries should consider how each indicator applies to their local epidemic. For each indicator in the reporting website, countries are asked to indicate whether an indicator is considered relevant or not, and if it is relevant, whether new data is available for this indicator. When countries choose not to report on a specific indicator, they should provide their reasons, since this enables an absence of data to be differentiated from the inapplicability of specific indicators to specific country epidemics.

Most of the national indicators apply to all countries. The behaviour indicators for key populations at higher risk are relevant in all countries regardless of the national HIV prevalence. For example, a country with a higher-prevalence epidemic may also have a concentrated subepidemic among people who inject drugs.



It would therefore be valuable to also calculate and report on the indicators that relate to the key populations at higher risk.

Similarly, countries with a low HIV prevalence are encouraged to collect data on sexual behaviour among young people as a means of tracking trends in behaviour that could influence the national response in the future. However, a few indicators are solely applicable to specific HIV epidemic contexts.

UNAIDS strongly recommends that countries use these indicators within their national monitoring and evaluation systems. If a country is using an alternative indicator to effectively monitor the issue in question, the comment boxes of the online reporting tool may be used to describe it (including a full definition and method of measurement) along with any available data for the indicator.

These guidelines fully define all indicators used for the Global AIDS Monitoring.

### **National indicators for high-income countries**

In adopting the 2016 Political Declaration on HIV and AIDS, high-income countries have committed to reporting on progress made in their national responses to HIV. High-income countries may use relatively complex information systems and a variety of data sources that can make calculating a single national indicator challenging. However, this does not remove the need for high-income country data for monitoring global progress towards the targets of the Political Declaration on HIV and AIDS. European Union (EU) and European Economic Area (EEA) countries have used innovative ways to link global HIV monitoring systems more closely to regional circumstances.

UNAIDS encourages high-income countries to contact the UNAIDS Strategic Information and Monitoring Division ([AIDSreporting@unaids.org](mailto:AIDSreporting@unaids.org)) if they require further technical advice on reporting on their domestic programmes.

# Implementing monitoring at the national level

## **Constructing national indicators**

For each indicator, this manual provides the information needed to construct the indicator, including:

- A summary of what it measures.
- A rationale for the indicator.
- A numerator, denominator and calculation.
- Disaggregation of the indicator.
- Recommended measurement tools.
- Measurement frequency.
- Strengths and weaknesses of the indicator (including summary interpretation of the indicator).

## **Measurement tools and data sources**

The primary measurement tools vary by indicator and include:

- Nationally representative, population-based sample surveys.
- Behavioural surveillance surveys.
- Specially designed surveys and questionnaires, including surveys of specific population groups (for example, specific service coverage surveys).
- Patient tracking systems.
- Health information systems.
- Sentinel surveillance.
- National HIV estimates from Spectrum software.

Existing data sources, including records and programme reviews from health facilities and schools as well as specific information from HIV surveillance activities and programmes, should be used to supplement the primary measurement tools.

Another source for denominators used in the Global AIDS Monitoring reporting is the Spectrum<sup>6</sup> computer package that allows countries to create population-level estimates of people who need antiretroviral therapy, women who need antiretroviral medicine and HIV-exposed children who need virological testing.

In 2017, Spectrum files will be completed and Global AIDS Monitoring data submitted simultaneously, as they were in 2015, to ensure that

the results are harmonized. Final Spectrum files should be submitted by 10 April 2017, allowing time to compare the values of the indicator submission and Spectrum. Country teams will receive information on the 2017 estimates process in January 2017. In 2017, countries will have an option to specify in the Global AIDS Monitoring online tool that data for certain indicators can be taken directly from their final Spectrum file, thereby not requiring them to be entered in the Global AIDS Monitoring tool.

A team of national experts trained on how to use the software creates Spectrum files. It is critical that the team completing the Global AIDS Monitoring tool use the most recent estimates developed by the national HIV estimates team.

---

### Uncertainty bounds around UNAIDS estimates<sup>7</sup>

---

The Spectrum software calculates uncertainty bounds around each estimate that define the range within which the true value (if it could be measured) lies. Narrow bounds indicate that an estimate is precise, and wide bounds indicate greater uncertainty regarding the estimate.

In countries using HIV surveillance data, the quantity and source of the data available partly determine the precision of the estimates; countries with more HIV surveillance data have smaller ranges than countries with fewer surveillance data or smaller sample sizes. Countries in which a national population-based survey has been conducted generally have smaller ranges around estimates than countries in which such surveys have not been conducted. In countries using HIV case reporting and AIDS-related mortality data, the number of years of data and the magnitude of the cases reported or the number of AIDS-related deaths observed will contribute to determining the precision of the estimate.

The number of assumptions required to arrive at the estimate also contributes to the extent of the ranges around the estimates: in brief, the more assumptions, the wider the uncertainty range, since each assumption introduces additional uncertainty. For example, the ranges around the estimates of adult HIV prevalence are smaller than those around the estimates of HIV incidence among children because the latter is based on prevalence among pregnant women and the probability of mother-to-child HIV transmission.

UNAIDS is confident that the actual numbers of people living with HIV, people who are newly infected with HIV or people who have died from AIDS-related causes lie within the reported ranges. Over time, more and better data from countries will steadily reduce uncertainty.

---

<sup>6</sup> Spectrum/EPP [website]. Geneva: UNAIDS; 2016 (<http://www.unaids.org/en/dataanalysis/datatools/spectrumapp>, accessed 15 November 2016).

<sup>7</sup> Prevention gap report. Geneva: UNAIDS; 2016 (<http://www.unaids.org/en/resources/documents/2016/prevention-gap>, accessed 15 November 2016).

Civil society organizations are valuable sources of data for many indicators, especially those that relate to interventions in which NGOs and faith-based and community-based organizations play an active role. Examples include work with young people, key populations at higher risk and pregnant women.

In many countries, most of the data required for the national-level indicators may not be available from existing sources. Gathering such data is likely to require adapting existing monitoring tools or adding specific surveys. Countries that conduct regular, nationally representative, population-based surveys such as Population-based HIV Impact Assessments or the Demographic and Health Surveys will collect important information, including behavioural data on young people. In countries in which other types of population-based surveys are conducted, including those for purposes other than HIV, these surveys can be adapted to collect data for selected indicators.

### **Numerators and denominators**

For each indicator, detailed instructions for measuring the national response are provided. Most national-level indicators use numerators and denominators to calculate the percentages that measure the state of the national response. Countries are strongly encouraged to pay close attention to the dates attached to specific data when calculating an indicator. Collecting the data used for the numerator and denominator at different times will compromise the accuracy and validity of that information.

The methods described have been designed to facilitate the construction of global estimates from national-level data. Although these methods can be applied at the subnational level, simpler, more rapid and more flexible approaches tailored to local conditions may be more appropriate to guide decision-making below the national level.

Several indicators related to the coverage of services require a denominator that is based on the full population: that is, not just the people visiting health-care clinics. Calculating population-level indicators requires estimating the total number of people eligible for the service. For example, estimating how close a country is to reaching 100% coverage of services to prevent the mother-to-child transmission of HIV requires estimating the total number of pregnant women living with HIV. UNAIDS recommends that countries use the Spectrum computer package to calculate such denominators needed for Global AIDS Monitoring reporting.

### **Disaggregate the data, especially by sex and age**

One of the key lessons learned from previous rounds of reporting was the importance of obtaining disaggregated data: for example, breaking it down by sex and age. It is vital that countries collect data in their component parts and not simply in summary form. Without disaggregated data, monitoring the breadth and depth of the response to the epidemic at the national and global levels is difficult. It is equally difficult to monitor access to services, the equity

of that access, the appropriateness of focusing on specific populations and meaningful change over time.

Countries are strongly encouraged to make collecting disaggregated data, especially by sex and age, one of the cornerstones of their monitoring and evaluation efforts. If possible, equity analysis should also be conducted.<sup>8</sup> Sex- and age-disaggregated epidemiological data and the behavioural indicators may reveal gender dynamics. Key ministries should review their information systems, surveys and other instruments for collecting data to ensure that they capture disaggregated data at the subnational levels, including facility and project levels. Special efforts should be made to follow disaggregated data up to the national level. In addition, the private sector and/or civil society organizations involved in the country's AIDS response must be advised of the importance of disaggregated data and make collecting, disseminating and analysing the data a priority in their ongoing operations.

The Global AIDS Monitoring online reporting tool (<https://aidsreportingtool.unaids.org>) clearly identifies the disaggregated data required to accurately report on the numerator and denominator for each indicator (see the preceding subsection on numerators and denominators for additional information). In general, where appropriate, all data should be

disaggregated by sex and age. If collecting disaggregated data has proved difficult, partial data may be entered.

When disaggregated data are not readily available, the information needed for indicators may be extracted from larger data sets, although the location of the data varies from country to country. Countries should seek technical assistance from the United Nations System (including the UNAIDS, WHO and UNICEF country offices) and its partners for help with accessing the disaggregated data needed to properly complete the measurements of indicators.

Governments are encouraged to look beyond their internal information resources to collect and validate data. In many cases, civil society organizations may be able to provide valuable primary and secondary data.

Countries are encouraged to report available complementary data that reflects the gender dimensions of the indicators from other sources, including quantitative and qualitative data collected by civil society, in the comment boxes on each indicator page. These additional data will permit a more comprehensive situational analysis of the indicators from a gender perspective.

### **Subnational data**

Many countries are improving the use of data at the subnational level to help all stakeholders better understand the geographical distribution of the epidemic and the response in each community.

<sup>8</sup> WHO, UNAIDS. A practical tool for strengthening the gender sensitivity of national sexual and reproductive health and HIV monitoring and evaluation systems. Geneva: World Health Organization; forthcoming.

In 2015, the UNAIDS World AIDS Day report<sup>9</sup> gave examples of how countries focus on specific populations and locations to Fast-Track their HIV response.

Since mid-2014, the online reporting tool has allowed users to submit subnational data for the number of pregnant women living with HIV receiving antiretroviral medicine for preventing the mother-to-child transmission of HIV (indicator 2.3), the number of people receiving antiretroviral therapy (indicator 1.2) and data related to key populations (see next paragraph for details).

The current version of the tool also allows users to submit data on priority cities for additional indicators to assess progress in the HIV response in cities, with specific focus on high-burden cities or those identified as Fast-Track cities that have committed to ending AIDS by 2030.

### **Recent and representative survey data**

Countries are requested to report only newly available data. If the latest available data have already been reported in a previous round of reporting, they should not be reported again.

When calculating indicators based on general population surveys, countries should use the most recently available nationally representative survey.

When calculating indicators based on key population surveys, ensuring that samples are representative of the broader group is a great technical challenge.

Methods are being developed to try to achieve representative sampling of these populations: for example, respondent-driven sampling. While these are being refined, countries may not be confident that the samples used for surveying key populations at higher risk of HIV exposure are representative. Countries are advised to use the most recent survey of key populations that has been reviewed and endorsed by local technical experts, such as monitoring and evaluation technical working groups or national research councils. Countries are encouraged to report all recent high-quality surveys of key populations, by site, with the numerator, denominator and sample size in the Global AIDS Monitoring online reporting tool.

One of the challenges in developing estimates of the burden of disease and planning for programme needs is describing the size of key populations. Countries are asked to report the size estimates for key populations, providing methods and any estimates specific to cities or provinces calculated empirically. See page 74 for more details. Some countries with empirical national size estimates for key populations can also aggregate prevention programme data. If a country can report against an indicator with national programme data, they may do so this year in the comment fields.

Countries needing additional information on implementation should seek technical assistance

<sup>9</sup> On the Fast-Track to end AIDS by 2030: focus on locations and populations. Geneva: UNAIDS; 2015 (<http://www.unaids.org/en/resources/documents/2015/FocusLocationPopulation>, accessed 15 November 2016).

from their UNAIDS strategic information advisers, UNICEF or WHO offices and HIV monitoring and evaluation working groups. Technical support is also available from the UNAIDS regional strategic information advisers based at the regional support team and from the Strategic Information and Monitoring Division, which can be reached via email at [AIDSreporting@unaids.org](mailto:AIDSreporting@unaids.org).

### **Interpretation and analysis**

This manual discusses each indicator later, including their strengths and weaknesses. Countries should carefully review this section before they begin collecting and analysing data, since it explains how to interpret each indicator and any potential issues related to it. The points raised in this section should be reviewed before finalizing reporting and writing the narrative report to confirm the appropriateness of the findings for each indicator.

The sections on the strengths and weaknesses of each indicator are designed to improve the accuracy and consistency of the data submitted to UNAIDS. Other points in this section provide additional information on the value of a particular indicator. The section acknowledges that countries vary on issues as diverse as the relationship of costs to local income, standards for quality and variation in treatment regimens.

After compiling their data, countries are strongly encouraged to continue to analyse their findings. This will enable them to better understand their national response and identify opportunities to improve this response. Countries should

be looking closely at the links between policy, resource allocation and efficiency, implementing HIV programmes, verifiable behaviour change and changes in the epidemic. For example, if a country has a policy for reducing the mother-to-child transmission of HIV, does it also have sufficiently funded programmes that make services to prevent mother-to-child transmission available to pregnant women? If these programmes are in place, are women using them in sufficient numbers to reduce the number of infants living with HIV born in that country?

These links exist in every facet of a national response, and the national-level indicators included in this manual reflect many of the most important ones. To effectively analyse these linkages, countries must draw on the widest range of data available, including quantitative and qualitative information from the public and private sectors and communities. Excessive reliance on data of any one type or from any one source is less likely to provide the perspective or insights required to understand such links and to identify any existing or emerging trends.

### **Role of civil society**

Civil society plays a key role in the response to the AIDS epidemic in countries around the world. The wide range of expertise within civil society organizations makes them ideal partners in the process of preparing country progress reports. Specifically, civil society organizations are well positioned to provide quantitative and qualitative information to augment the data collected by

governments and to interpret the data collected. National AIDS councils, commissions, committees or their equivalents should seek input from the full spectrum of civil society, including NGOs, networks of people living with HIV, faith-based organizations, women, young people, trade unions and community-based organizations, for their reports on the national-level indicators underlying the 2016 Political Declaration. The importance of securing input from the full spectrum of civil society, including people living with HIV, cannot be overstated. Civil society speaks with many voices and represents many different perspectives, all of which can be valuable in monitoring and evaluating a country's AIDS response. Civil society representatives and other nongovernmental partners are encouraged to submit data on national laws and policies related to the HIV response through Part B of the National Commitments and Policy Instrument.

National AIDS committees or their equivalents should provide civil society organizations with easy access to their plans for collecting data, including that on denominators. A straightforward mechanism for submitting and evaluating information should be developed. As part of this effort, civil society organizations should also be invited to participate in workshops at the national level to determine how they can best support the country's reporting process. In every country, civil society representatives should be given sufficient opportunity to review and comment on the data before they are finalized and submitted. The report submitted to UNAIDS should be widely

disseminated to ensure that civil society has ready access to it.

Country-level UNAIDS staff members are available to assist with civil society input throughout the process. In particular, UNAIDS country-level staff members should:

- Brief civil society organizations on the indicators and the reporting process.
- Provide technical assistance on gathering, analysing and reporting data, including focused support for people living with HIV.
- Facilitate the dissemination of reports including, whenever possible, reports in national languages.

UNAIDS will accept shadow reports by civil society as in previous rounds. Nevertheless, shadow reports are not intended as a parallel reporting process for civil society. Wherever possible, UNAIDS encourages integrating civil society into national reporting processes, as described above. Shadow reports are intended to provide an alternative perspective if it is strongly felt that civil society was not adequately included in the national reporting process, if governments do not submit a report or if the data provided by the government differ considerably from the data collected by civil society in monitoring government progress in delivering services. Shadow reports can be submitted through [aidsreporting@unaids.org](mailto:aidsreporting@unaids.org).



## **Content of the report**

In 2017, countries are expected to submit data on all the national indicators that apply to their response. National governments are responsible for reporting on national-level indicators with support from civil society and, where applicable, development partners. The procedures outlined in this manual should be used for collecting and calculating the necessary information for each indicator.

Countries are also requested, when possible, to submit copies of or links to primary reports from which data are drawn for the different indicators. These reports can be submitted through the online reporting tool. This will facilitate interpretation of the data, including trend analysis and comparison between countries.

As discussed previously, and as required by the 2016 Political Declaration, civil society, including people living with HIV, should be involved in the reporting process. The private sector at large should have a similar opportunity to participate in the reporting process. UNAIDS strongly recommends that national governments organize a workshop or forum to openly present and discuss the data before submitting them. Joint United Nations teams on AIDS are available in many countries to facilitate this discussion process.

The indicator data will be made available at [aidsinfo.unaids.org](http://aidsinfo.unaids.org) after a process of data cleaning, validation and reconciliation.

If there are any questions, countries should consult with UNAIDS locally or at headquarters at [AIDSreporting@unaids.org](mailto:AIDSreporting@unaids.org).

Updated information on Global AIDS Monitoring is available at the UNAIDS website at:

<http://www.unaids.org/en/dataanalysis/knowyourresponse/globalaidsprogressreporting>.

## **Guidance on submitting data**

Countries needing additional information on the reporting tool and the submission mechanisms should seek technical assistance from their UNAIDS strategic information advisers and HIV monitoring and evaluation working groups in the country. The UNAIDS Strategic Information and Monitoring Division is also available to provide support and can be reached via email at [AIDSreporting@unaids.org](mailto:AIDSreporting@unaids.org).

## **Reporting tool and submitting data**

The indicator data, the National Commitments and Policy Instrument and narrative summaries of the data for each commitment or available national narrative reports should be submitted online by 31 March 2017.

Such data should be entered online using the global reporting website: <https://aidsreportingtool.unaids.org>. This will aid data processing and minimize errors. Each country has identified a national focal point responsible for accessing this tool and entering information. Countries may add or assign multiple rapporteurs if data are provided from several sources and reporting structures.

Country rapporteurs may access the reporting tool using the same credentials they used in the previous reporting round. New country rapporteurs are requested to create a user name and password. Based on official communication with the country, one data editor is initially assigned per country, but the country rapporteur can extend these rights to others if desired. Editors can add to and change the information to be submitted. Similar to previous years, the country rapporteur can also enable other people to view the data, enabling broader country consultation. Viewers can see the information to be submitted but cannot change it. The E-tutorials on how to use the reporting tool provide more details on this at the Global AIDS Monitoring website (<http://www.unaids.org/en/dataanalysis/knowyourresponse/globalaidsprogressreporting>).

As mentioned above, if countries do not submit data on an indicator, they should indicate whether this is because appropriate data are lacking or because the indicator is not considered relevant to the epidemic. The comment boxes should be used for short explanatory notes stating how the numerator and denominator were calculated and assessing the representativeness and accuracy of the composite and disaggregated data. For country-level review, the data can also be printed out as one file if needed.

Progress in the reporting can be assessed in the main page, viewing the percentage or number of indicators being responded to. In addition to entering the current year data, countries may request to modify their data for past years if necessary. To modify data for past years, send a

message to [AIDSreporting@unaids.org](mailto:AIDSreporting@unaids.org) and the indicator in the online tool will be reopened for editing.

Clicking the submit button completes the data entry process. This closes the country's session in the online global reporting tool. The country can no longer edit or add to its submission using this tool. UNAIDS will review the data and ask for clarification if necessary. If UNAIDS has queries about the data, the site will be opened again for countries to edit their responses.

Problems with the online global reporting tool can be reported to [AIDSreporting@unaids.org](mailto:AIDSreporting@unaids.org).

### **The national-level reporting process: action required**

Complete reporting on the indicators is essential to inform national responses and to contribute to the global response to the epidemic. Countries are strongly encouraged to establish timetables and milestones for completing the necessary tasks related to reporting. Listed below is the action suggested to facilitate completion of the report.

Under the direction of the national AIDS committee or its equivalent, countries need to:

1. Identify the focal point for the reporting process and submit the person's name and contact details to UNAIDS through [AIDSreporting@unaids.org](mailto:AIDSreporting@unaids.org) before **1 February 2017**.
2. Identify the data needed in accordance with the national strategic plan and these Global AIDS Monitoring guidelines.

3. Identify focal points to coordinate the completion of Parts A (national authority) and B (civil society representative) of the National Commitments and Policy Instrument.
4. Develop and disseminate a plan for collecting data for Global AIDS Monitoring indicators and the National Commitments and Policy Instrument, including timelines and the roles of the national AIDS committee or equivalent, other government agencies, civil society and other relevant partners.
5. Identify relevant tools for data collection and sources for each report component, including by:
  - Meeting with the national HIV estimates team.
  - Aligning the data collection timeline with:
    - That of other data collection efforts, including those through funding agencies such as the Global Fund to Fight AIDS, Tuberculosis and Malaria (Global Fund), the United States President's Emergency Plan for AIDS Relief (PEPFAR) and United Nations agencies.
    - The timeline for the aggregation of data to the national level for facility-based indicators.
6. Secure the funding required for the entire process of collecting, analysing and reporting the data.
7. Collect and collate data in coordination with partner organizations from government, civil society and the international community, including:
  - Establishing protocols for data processing and management:
    - Basic data cleaning and validation.
    - One database for analysis and reporting purposes.
  - Data vetting.
  - Completing Parts A and B of the National Commitments and Policy Instrument questionnaire (see below for further guidance).
8. Ask the national estimates team to work on draft estimate files using the Spectrum software to finalize denominator data.
9. Enter the indicator and National Commitments and Policy Instrument data into the Global AIDS Monitoring online reporting tool (<https://AIDSreportingtool.unaids.org>).
10. Enable stakeholders, including government agencies and civil society, to comment on the draft data.
11. Conduct a validation workshop to analyse indicator data, including on AIDS expenditure and policy (National Commitments and Policy Instrument), jointly in coordination with partner organizations from government, civil society and the international community, to identify progress, gaps, challenges and next steps towards achieving each of the 10 Fast-Track commitments and expanded targets to end AIDS by 2030, and reach consensus on the national Global AIDS Monitoring submission. The results of this analysis should be summarized

and entered by commitment in the narrative report section in the online reporting tool.

12. Update the data entered based on the conclusions of the consultation workshop.
13. Submit all indicator data, National Commitments and Policy Instrument responses and narrative summaries by commitment on or before **31 March 2017**.
14. Upload the final Spectrum file to the designated national estimates folder on or before **10 April 2017**.
15. Respond in a timely manner to queries on the submission from UNAIDS, WHO or UNICEF posted in the online reporting tool or sent to the national Global AIDS Monitoring focal point from [AIDSreporting@unaids.org](mailto:AIDSreporting@unaids.org).

The reported data should be validated and reconciled between all partners in the country. The online reporting tool supports this process through the ability to share the viewer credentials with national stakeholders. Several countries have reported that this feature enabled civil society and other partners to view and provide input during the reporting process, enabling more rapid and wider stakeholder consultation and validation.

### **Data validation process for 2017**

After countries submit Global AIDS Monitoring reports through the online reporting tool, UNAIDS, with support from UNICEF and WHO, will review the data submitted to:

- Support countries in reviewing any errors in entering data.
- Verify that the data submitted respond to the indicator definitions as outlined in the Global AIDS Monitoring guidelines.

Data submitted through Global AIDS Monitoring will be published through AIDSInfo and used for global and regional analysis. For this purpose, data must be comparable across countries and respond to the globally agreed definitions of the indicators used for monitoring global political commitments.

If countries do not have data that correspond exactly to the indicator definition available, they are encouraged to consider during the reporting process other data that may be relevant to the commitment area to assess progress. However for the reasons mentioned above, these data will not be published in AIDSInfo or included in global analysis.

Only new data reported by countries will be included in the final 2016 Global AIDS Monitoring datasets. Data already reported by a country in a previous round of Global AIDS Monitoring will not be included. If data previously reported have been revised, the indicator dataset for that year can be updated to reflect the corrected value.

During the review, UNAIDS liaises with national Global AIDS Monitoring focal points to request clarification or to revise the data submitted in the tool.

Data validation is conducted in several steps.

- UNICEF and UNAIDS align the databases of survey data.

- The indicator focal points for UNAIDS, WHO and UNICEF headquarters conduct an initial review and note preliminary queries.
- UNAIDS regional support teams review the submissions and revise the preliminary queries.
- The UNAIDS Secretariat enters queries in the online reporting tool.
- The UNAIDS Secretariat and regional support teams follow up queries with countries.

The validation process considers the following points across indicators.

For indicators sourced from surveys

- Verify the math, including whether the disaggregated data add up to the total.
- Verify for substantial variation from previously reported data.
- Verify that the data were not previously reported through Global AIDS Response Progress Reporting. If the data were previously reported, ask the country to remove the data and indicate that no new data are available for the indicator.
- Compare with the survey data available: numerators, denominators and disaggregated data.
- Check the survey years and data collection dates entered in the online reporting tool.
- Check the survey methods and sample sizes for representativeness.
- Review the reports.

- If data apply to a composite indicator, verify that the same source was used for all questions and that the composite values correspond to the sum of individual questions.

For indicators with estimate-based denominators

- Verify the math, including whether the disaggregated data add up to the total.
- Verify the numerators against comparable data.
- Verify that the denominators match those available from estimates.>

The comments from countries are reviewed for all indicators.

#### ***Additional validation notes by indicator***

Population size estimates

- Check for large year-on-year changes.
- Review any reports.

Number of people living with HIV receiving antiretroviral therapy

- Check whether the logistics data match the service delivery statistics regarding the delivery of antiretroviral therapy.
- Discuss the difference between these statistics. In the absence of unique identifiers for people receiving antiretroviral therapy, the reasons for discrepancies between the two statistics could include unrecorded deaths, people being lost to follow-up and migration between countries or between facilities.

# Summary of the changes for the 2017 reporting

The 2017 reporting requires submitting data on indicators and the National Commitments and Policy Instrument. The narrative report is optional.

Some indicators have been modified to harmonize the set of indicators based on the recommendations from the review of Global AIDS Response Progress Reporting in December 2015; some were added, and data for some indicators will not be collected this year. The section on the future of Global AIDS Monitoring provides more details on the changes for this year's round of reporting.

The changes for the 2017 reporting round are summarized below.

- The following indicators have been introduced to harmonize the reporting on the 90–90–90 target among key populations and the total population. They have also been introduced to report on the access to key prevention and treatment services and to report on stigma and discrimination among key populations.
  - 3.5 Antiretroviral therapy coverage among people living with HIV in key populations
    - 3.5A Antiretroviral therapy coverage among sex workers living with HIV
    - 3.5B Antiretroviral therapy coverage among men who have sex with men living with HIV
    - 3.5C Antiretroviral therapy coverage among people who inject drugs living with HIV

- 3.5D Antiretroviral therapy coverage among transgender people living with HIV
- 3.5E Antiretroviral therapy coverage among prisoners living with HIV
- 3.6D Condom use among transgender people
- 3.7 Coverage of HIV prevention programmes among key populations
  - 3.7A Coverage of HIV prevention programmes among sex workers
  - 3.7B Coverage of HIV prevention programmes among men who have sex with men
  - 3.7C Coverage of HIV prevention programmes among people who inject drugs
  - 3.7D Coverage of HIV prevention programmes among transgender people
- 3.14 Viral hepatitis among key populations
- 3.15 People receiving pre-exposure prophylaxis (PrEP)
- Active syphilis among key populations (the last time the data for both indicators were collected was the 2014 reporting round):
  - 3.11 Active syphilis among sex workers
  - 3.12 Active syphilis among men who have sex with men
- 4.2 Avoidance of HIV services because of stigma and discrimination among key populations
  - 4.2A Avoidance of HIV services because of stigma and discrimination by sex workers
  - 4.2B Avoidance of HIV services because of stigma and discrimination by men who have sex with men
  - 4.2C Avoidance of HIV services because of stigma and discrimination by people who inject drugs
  - 4.2D Avoidance of HIV services because of stigma and discrimination by transgender people
- 10.5 Gonorrhoea among men (the last time the data for this indicator were collected was the 2014 reporting round)
- Number of condoms distributed (National Commitments and Policy Instrument)
- The following have been modified for this year's reporting.
  - The percentage of condom use at last sex will be collected among people with non-regular partners instead of among people with multiple sexual partnerships (Global AIDS Response Progress Reporting 1.4).

- The total number of AIDS deaths (Global AIDS Response Progress Reporting 4.7) will be replaced by AIDS mortality.
  - Knowledge of HIV status among key populations will replace HIV testing in the last 12 months among key populations (Global AIDS Response Progress Reporting 2.3, 2.6, 2.11).
- Data from 12 indicators will not be collected this year.
    - Young people: sex before the age of 15 years (Global AIDS Response Progress Reporting 1.2)
    - Multiple sexual partnerships (Global AIDS Response Progress Reporting 1.3)
    - HIV prevalence from antenatal clinics, by age group (Global AIDS Response Progress Reporting 1.6)
    - Programme-level mother-to-child transmission of HIV (Universal Access 3.3a)
    - Coverage of testing to prevent the mother-to-child transmission of HIV (Universal Access 3.4)
    - Testing coverage of pregnant women's partners (Universal Access 3.5)
    - Coverage of infant antiretroviral medicine prophylaxis (Universal Access 3.7)
    - Co-trimoxazole prophylaxis coverage (Universal Access 3.9)
- Retention on antiretroviral therapy at 24 months (Universal Access 4.2a)
  - Retention on antiretroviral therapy at 60 months (Universal Access 4.2b)
  - HIV care coverage (Global AIDS Response Progress Reporting 4.3)
  - External economic support to the poorest households (Global AIDS Response Progress Reporting 10.2)
- Indicators have been grouped by the 10 Fast-Track commitments to end AIDS by 2030. Unlike 2016, the indicators related to key populations are not grouped under one topic any more: for example, the 90–90–90 target indicators among key populations are grouped under the third commitment, whereas the discrimination-related targets are grouped under the fourth commitment.
  - “Commitment 10” includes indicators on other diseases related to HIV, such as the tuberculosis (TB) and HIV indicators previously under target 5 of the 2011 Political Declaration, sexually transmitted infections previously under target 1 of the 2011 Political Declaration, hepatitis indicators reported on by countries in the WHO European Region and Region of the Americas and new indicators on cervical cancer.
  - Transgender people as a possible disaggregation, which was introduced in the 2014 reporting round for indicators related to



sex workers, has been added for other indicators related to key populations, such as people who inject drugs and prisoners.

- Countries will have the option to specify in the Global AIDS Monitoring online tool that data for selected indicators will be taken from their final Spectrum file and therefore will not need to be entered in the online tool.
- Indicator 8.1: Total HIV expenditure: As in previous reporting rounds, HIV expenditure disaggregated by programme category and financing sources is reported in the National Funding Matrix template. The classification of HIV programme categories are now aligned with the commitments of the new 2016 Political Declaration. Overall, the vast majority of the HIV programme categories to be reported in the matrix are not new, but are drawn from the categories described in existing guidance. A list of eight core sub-indicators are highlighted. There are few new programme categories, including pre-exposure prophylaxis (PrEP) by key populations, prevention for prisoners, prevention programs targeting young women and adolescent girls in high-prevalence countries. The definition of the core sub-indicators and associated metadata are provided in the guide; Annex 2 provides a full range of HIV programme categories and a cross walk with the existing NASA's AIDS Spending Categories (ASC).

UNAIDS is working with international donors and organizations to harmonize these new indicators with international standards. These global reporting

indicators are intended to provide standardized data for comparison across countries and to enable aggregation at the global level.

### **Submission of data on priority cities**

Cities have a critical role to play in the HIV response because of their large and increasing numbers of people living with HIV and the increased vulnerability to HIV transmission associated with city dynamics, such as population density, migration, inequalities and high concentrations of key affected populations. Cities have a critical opportunity to provide leadership in the HIV response as drivers of economic and educational opportunity, innovation, accessible service delivery and inclusive, participatory approaches to governance.

By the end of 2015, more than 150 cities had signed the Paris Declaration on Fast-Track Cities: Ending the AIDS Epidemic, committing to address the significant disparities in access to basic services, social justice and economic opportunities and to achieve the Fast-Track targets towards ending AIDS by 2030.

Assessing progress in the HIV response and in reaching the Fast-Track targets in cities requires city-level data on key HIV-related indicators. The Global AIDS Monitoring tool has been adapted to allow the user to collect relevant information on priority cities.

- Selection of cities: countries are requested to submit data for a select number of indicators (shown below) for the capital city as well as one or two other key cities of high epidemiological

relevance: for example, those that have the highest HIV burden or have committed to ending AIDS by 2030.

- Indicators: the indicators for which city-level data are requested include: 1.1-1.4, 1.7, 2.3, 3.1-3.5, 3.6A-B, 3.8-3.10, 3.15-3.17, 4.2, and 10.1.
- It is highly recommended that relevant city counterparts be consulted when city-level data are gathered for submission.

## **Prisoners**

In these guidelines, the term *prisoner* is used rather than the terms *inmate* or *detainee* as in previous years.

Rationale for terms: The term *prisoner* implies that a person has been sentenced by a court, whereas

the term *inmate* does not necessarily mean that the person has been sentenced by court. He or she may also be held for other legal reasons, like on remand until bail is posted, or for a parole violation. Other populations, for example locked psychiatric ward residents, may be referred to as *inmates*.

The term *detainee* extends to people in administrative detention and can include those who are unwillingly, illegally or unethically detained in some sort of facility. Detainees can be displaced persons, migrants, refugees, mentally ill or otherwise incapacitated people.

The term *Prisoners* was selected because programmes are more often available in prisons and the opportunity to intervene with services, including testing and treatment is greater given the typically longer length of stay in a prison.

# The future of Global AIDS Monitoring

The year 2015 was the target year for the 2011 Political Declaration and the Millennium Development Goals. There has been global agreement on the Sustainable Development Goals, including a target to end the AIDS epidemic. The Sustainable Development Goals indicators include one indicator on HIV incidence, in accordance with other diseases, and a critical measure for the HIV response. The Global AIDS Monitoring framework included additional indicators based on the 2016 Political Declaration.

To ensure that data remain relevant and useful, the Global AIDS Monitoring framework was revised in 2016 based on a review of the utility of HIV reporting. This review considered including the WHO 10-indicator treatment cascade<sup>10</sup> and revising some indicators on prevention, stigma and discrimination, gender equality, integration, the impact of HIV on children and HIV expenditure. Further, prevention and treatment indicators for key populations were suggested to be included in the indicator set.

The following criteria were applied for selecting the indicators.

- Each indicator must have a clear purpose in guiding and improving national HIV programmes.
- The set of indicators must be necessary and useful for tracking progress in achieving the

<sup>10</sup> Consolidated strategic information guidelines for HIV in the health sector. Geneva: World Health Organization; 2015 (<http://who.int/hiv/pub/guidelines/strategic-information-guidelines/en>, accessed 15 November 2016).

10 Fast-Track commitments and expanded targets, including the 90–90–90 target in the total population and access to key prevention and treatment services among the key populations at highest risk.

- The set of indicators must address all steps in the HIV treatment cascade.
- The set of indicators must include selected structural and enabling environment factors that are critical to successful HIV responses.
- The set maximizes continuity with previous rounds of Global AIDS Monitoring and Global AIDS Response Progress Reporting, meaning using indicators already tested for feasibility and technical merit to the extent possible.

# Indicators for Global AIDS Monitoring

## 1.1 People living with HIV who know their HIV status

Percentage of people living with HIV who know their HIV status at the end of the reporting period

---

### What it measures

Progress towards increasing the proportion of people living with HIV who know their HIV status and the efficacy of HIV testing interventions

---

### Rationale

People living with HIV who know their HIV status will be able to access the HIV care and treatment services required to live healthy, productive lives and to reduce the potential of transmitting HIV to other people. The most effective way to ensure that people living with HIV are aware of their HIV status is to offer HIV testing services at locations and among populations with the highest HIV burden.

This measure is one of the 10 global indicators in the 2015 WHO consolidated strategic information guidelines for HIV in the health sector and helps to monitor the first 90 of the UNAIDS 90–90–90 target: that 90% of the people living with HIV know their HIV status by 2020.

---

### Numerator

Number of people living with HIV who know their HIV status

---

### Denominator

Number of people living with HIV

---

### Calculation

Numerator/denominator

---

### Method of measurement

There are three methods for estimating the proportion of people living with HIV who know their status. Which method is used depends on the availability of data in the country.

#### 1. HIV case reports or notifications from a routine surveillance system

*For the numerator.* In countries with well functioning HIV case surveillance systems, the minimum number of people living with HIV who know their status is the same as the number of people diagnosed with HIV and reported to the surveillance system who are still alive.

*For the denominator.* Estimation models such as Spectrum are the preferred source for the number of people living with HIV. If models other than Spectrum are used, documentation of the estimation method and uncertainty bounds should be provided.

*On case surveillance methods.* An HIV case surveillance system is considered well functioning if reporting from all facilities providing confirmatory HIV testing, care and treatment services has been in place since at least 2013 and the cumulative number of people diagnosed with HIV and the cumulative number these people dying can be reported. Countries should ensure that reporting delays of case notification are less than three months.

#### 2. National population-based survey with HIV testing and a direct question about knowledge of serostatus

*For the numerator.* The numerator is the number of participants who report that they were diagnosed with HIV at their last HIV test and who also tested HIV positive in the survey.

*For the denominator.* The number of people with HIV-positive test results in the survey.

#### 3. National population-based survey with HIV biomarkers with an indirect question about knowledge of serostatus plus programme data on the proportion of people on treatment

---

---

This measure is constructed as an average of the following:

- The percentage of people diagnosed with HIV in the survey who report ever having been tested and receiving the last test result.
- The percentage of people living with HIV on antiretroviral treatment as reported in indicator 1.2.

*On survey methods.* Methods 2 and 3 should be constructed from the most recent survey (using only surveys five years before the reporting round). In method 3, the programme data should be from the current reporting year. If the percentage on treatment from programme data is higher than the percentage of people living with HIV who report ever having been tested and receiving their last test results, the percentage from the treatment data should be taken as the most conservative measure.

Since household surveys are often restricted to respondents of reproductive age (15–49 years old), a separate estimate of knowledge of HIV status among children (0–14 years old) may have to be constructed using programme data (the number of children on treatment, as reported in indicator 1.2, among the estimated total number of children). This percentage among children is the most conservative measure. To derive the overall estimate of the percentage living with HIV who know their HIV status, the age-specific estimates should be averaged, weighted by the numbers of children and adults (separately) living with HIV.

UNAIDS can provide technical assistance to a country to estimate the knowledge of HIV status for published population-based surveys if requested.

---

### Measurement frequency

Annually

---

### Disaggregation

- Sex
  - Age: for HIV case report measures: 0–14, 15–49 and 50+ years; for survey-based measures: 0–14 and 15+ years
  - Cities and other administrative areas of importance
- 

### Additional information requested

Please provide city-specific data for this indicator. Space has been created in the data entry sheet to provide information for the capital city as well as one or two other key cities of high epidemiological relevance: for example, those that have the highest HIV burden or have committed to ending AIDS by 2030.

---

### Strengths and weaknesses

#### Case-based reporting method

Case-based surveillance provides reasonable measures of knowledge of HIV status when:

- The system has been in place for long enough that all people diagnosed and still alive have been reported.
  - There are timely and complete mechanisms for reporting newly diagnosed cases to the system from all facilities that offer HIV diagnostic testing.
  - Mechanisms are in place to de-duplicate individuals reported multiple times or from multiple facilities.
  - There is sufficient follow-up of individuals to identify when they have died or moved out of the country.
- 

Countries relying on weak systems may over or underestimate knowledge of HIV status if:

- De-duplication of case reports has not occurred (overestimation).
- Deaths or out-migration among people diagnosed and reported to the system have not been removed (overestimation).
- Case reporting is not routine from all HIV testing facilities with confirmatory capacity (underestimation).

#### Survey-based methods

Surveys can provide a reasonable estimate of knowledge of HIV status and the effectiveness of targeted testing services in countries in which:

- Surveys are sufficiently powered to estimate the proportion of people who know their HIV status at the national level, or among key populations, where these surveys are conducted.
- Data are recent (within the last five years).
- Disclosure of HIV status or testing behaviour is accurate.

Survey-based measures can underestimate knowledge of HIV status if:

- For the direct survey question, evidence indicates that some people do not disclose their HIV status.
- For an indirect measure, people with a positive HIV test result who report never having been tested at the time of the survey subsequently get tested and learn their status.

#### Knowledge of HIV status versus diagnosed

The phrase “people living with HIV who have been diagnosed” has sometimes been used to describe the first 90 (90% of the people with HIV know their HIV status). UNAIDS prefers the phrase “know their HIV status”, since it also captures people who have self-tested HIV positive and know their HIV status but have not received a medical diagnosis of their positive status.

---

### Further information

Consolidated strategic information guidelines for HIV in the health sector. Geneva: World Health Organization; 2015 ([http://apps.who.int/iris/bitstream/10665/164716/1/9789241508759\\_eng.pdf?ua=1](http://apps.who.int/iris/bitstream/10665/164716/1/9789241508759_eng.pdf?ua=1)).

Spectrum software. Glastonbury (CT): Avenir Health; 2016 (<http://www.avenirhealth.org/software-spectrum.php>).

Demographic and Health Surveys (<http://dhsprogram.com>).

---

## 1.2 People living with HIV on antiretroviral therapy

Percentage and number of adults and children on antiretroviral therapy among all adults and children living with HIV at the end of the reporting period

---

### What it measures

Progress towards providing antiretroviral therapy to all people living with HIV

---

### Rationale

Antiretroviral therapy has been shown to reduce HIV-related morbidity and mortality among people living with HIV and to halt onward transmission of the virus. Studies also show that early initiation, regardless of a person's CD4 cell count, can enhance treatment benefits and save lives. WHO currently recommends treatment for all.

---

The percentage of people on antiretroviral therapy among all people living with HIV provides a benchmark for monitoring global targets over time and comparing progress across countries. It is one of the 10 global indicators in the 2015 WHO consolidated strategic information guidelines for HIV in the health sector and helps monitor the second 90 of the UNAIDS 90–90–90 target: that 90% of the people who know their HIV-positive status will be on antiretroviral therapy by 2020.

---

### Numerator

Number of people on antiretroviral therapy at the end of the reporting period

---

### Denominator

Estimated number of people living with HIV

---

### Calculation

Numerator/denominator

---

### Method of measurement

*For the numerator.* The numerator can be generated by counting the number of adults and children who are on antiretroviral therapy at the end of the reporting period. The count should not include people who have stopped treatment, died or emigrated to another country or who are otherwise lost to follow-up at the facility during this period. Protocols should be in place to avoid duplicate counting of individuals across facilities or over time, and to ensure that all facility-level data are reported in a timely manner.

Some people pick up several months of antiretroviral medicine at one visit. If the duration of the medicine picked up covers the last month of the reporting period, these people should still be counted as receiving antiretroviral therapy (as opposed to having stopped treatment).

The numerator should include people on antiretroviral therapy in the private sector and public sector if these data are available.

This indicator does not include antiretroviral medicines taken only for preventing mother-to-child transmission and post-exposure prophylaxis. This indicator includes pregnant women living with HIV who are receiving lifelong antiretroviral therapy.

Countries should triangulate the numerator from programme data with national procurement and drug monitoring systems and adjust reported numbers as appropriate. Countries that undertake data quality assessments or reviews that monitor the extent to which facilities are able to accurately report the number of people on treatment during reporting periods should also adjust programme numerator data to account for these inconsistencies. Estimates of coverage of antiretroviral therapy from surveys can also be used to inform or validate the numerator. Note that surveys that only capture self-reported data on treatment uptake should not be used, since self-reported data has been shown to be of limited quality.

*For the denominator.* Estimation models such as Spectrum are the preferred source for the number of people living with HIV. If models other than Spectrum are used, documentation of the estimation method and uncertainty bounds should be provided.

---

### Measurement frequency

Data should be collected continually at the facility level and aggregated periodically, preferably monthly or quarterly. The most recent monthly or quarterly data should be used for annual reporting.

---

### Disaggregation

- Sex
  - Age (0–14, 15+, <1, 1–4, 5–9, 10–14, 15–19, 20–24, 25–49 and 50+ years)
  - Public or private sector
  - Cities and other administrative areas of importance
  - Numbers of people newly initiating antiretroviral therapy during the current reporting year (these data should be available from the same sources as the total number of people receiving antiretroviral therapy).
  - Number of people eligible for treatment in countries in which antiretroviral therapy eligibility according to national criteria guidelines is a subset of all people living with HIV.
-

---

**Additional information requested**

The subset of people initiating antiretroviral therapy during the last reporting year is requested. For countries in which antiretroviral therapy eligibility according to national criteria guideline is a subset of all people living with HIV, provide the number of people who are eligible.

The number of people on antiretroviral treatment as reported through the country's drug distribution system is requested, where available. This figure should be triangulated with the number reported from programme data and differences resolved or explained as appropriate.

Please provide subnational data disaggregated by administrative areas as well as city-specific data for this indicator. Provide information for the capital city as well as one or two other key cities of high epidemiological relevance: for example, those that have the highest HIV burden or have committed to ending AIDS by 2030.

The data entry screen has separate space for this. You may also submit the digital version of any related reports using the upload tool.

Users have the option to use Spectrum data for the denominator. If Spectrum estimates are chosen, the values will be pulled directly from the software once the national file is finalized.

---

**Strengths and weaknesses**

This indicator monitors trends in antiretroviral therapy coverage in a comparable way across countries and over time. It does not, however, measure treatment cost, quality, effectiveness or adherence, which vary within and between countries and are likely to change over time.

The accuracy of the number of people on antiretroviral therapy will depend on the quality of the underlying reporting system. Numbers of people on antiretroviral therapy may be under-reported due to missing or delayed reporting of facility data to the national level. Numbers of people on antiretroviral therapy also may be over-reported as a result of not removing people from registries who stopped treatment, died or transferred facilities. Other errors, such as incorrectly abstracting data from facility-based registries or completing reporting forms, can lead to over and underreporting to varying degrees of magnitude.

---

**Further information**

WHO guidance on treatment and care (<http://www.who.int/hiv/topics/treatment/en/index.html>).

---



## 1.3 Retention on antiretroviral therapy at 12 months

Percentage of adults and children living with HIV known to be on antiretroviral therapy 12 months after starting

---

### What it measures

Progress in increasing survival among adults and children living with HIV by maintaining them on antiretroviral therapy.

---

### Rationale

One goal of any antiretroviral therapy programme is to increase survival among people living with HIV. As antiretroviral therapy is scaled up around the world, understanding why people drop out of treatment programmes and how many do this is important. The data can be used to demonstrate the effectiveness of programmes and highlight obstacles to expanding and improving them.

---

### Numerator

Number of adults and children who are still alive and receiving antiretroviral therapy 12 months after initiating treatment in 2015

---

### Denominator

Total number of adults and children initiating antiretroviral therapy in 2015, within the reporting period, including those who have died since starting antiretroviral therapy, those who have stopped treatment and those recorded as lost to follow-up at month 12

---

### Calculation

Numerator/denominator

---

### Method of measurement

Programme monitoring tools; cohort and group analysis forms

Antiretroviral therapy registries and antiretroviral therapy cohort analysis report form.

The reporting period is defined as any continuous 12-month period that has ended within a predefined number of months from the submission of the report. National reporting requirements can determine the predefined number of months. If the reporting period is 1 January to 31 December 2016, countries will calculate this indicator by using everyone who started antiretroviral therapy any time between 1 January and 31 December 2015.

Retention at 12 months after starting antiretroviral therapy is defined as the outcome: whether the person is still alive and receiving antiretroviral therapy, dead or lost to follow-up. For example, people who started antiretroviral therapy between 1 January and 31 December 2014 will have reached their 12-month outcomes for the reporting period 1 January to 31 December 2015.

---

### Measurement frequency

As people start antiretroviral therapy, monthly cohort data should be collected continuously. Data for monthly cohorts completing at least 12 months of treatment should then be aggregated.

---

### Disaggregation

- Sex
  - Age (0–14 and 15+ years)
  - Pregnancy status when starting therapy
  - Breastfeeding status when starting therapy
  - Cities and other administrative areas of importance
- 

### Additional information requested

Provide city-specific data for this indicator. Space has been created in the data entry sheet to provide information for the capital city as well as one or two other key cities of high epidemiological relevance: for example, those that have the highest HIV burden or have committed to ending AIDS by 2030.

---

### Explanation of the numerator

The numerator requires that adults and children be alive and receiving antiretroviral therapy 12 months after starting treatment. For a comprehensive understanding of survival, the following data must be collected:

- The number of adults and children in the antiretroviral therapy start-up groups starting antiretroviral therapy at least 12 months before the end of the reporting period.
- The number of adults and children still alive and on antiretroviral therapy at 12 months after initiating treatment.

The numerator does not require people to have been receiving antiretroviral therapy continuously for the 12-month period. People who missed one or two appointments or drug pick-ups and temporarily stopped treatment during the 12 months but are recorded as still receiving treatment at month 12 are included in the numerator. In contrast, people who have died, stopped treatment or been lost to follow-up at 12 months since starting treatment are not included.

---

---

For example, for people who started antiretroviral therapy in May 2015: if at any point between May 2015 and May 2016 they die, are lost to follow-up (and do not return) or stop treatment (and do not restart), then at month 12 (May 2016) they are not on antiretroviral therapy and not included. However, a person who started antiretroviral therapy in May 2015 and who missed an appointment in June 2015 but is recorded as on antiretroviral therapy in May 2016 (at month 12) should be included in the numerator. What is important is that the person who started antiretroviral therapy in May 2015 is recorded as being alive and receiving antiretroviral therapy after 12 months, regardless of what happens from May 2015 to May 2016.

Antiretroviral therapy registries should include a number of variables describing people, such as their age when they start treatment. In addition, many registries will include information indicating whether the person was pregnant or breastfeeding when starting treatment. Retention for these subsets should be calculated to determine antiretroviral therapy retention at 12 months.

---

#### **Explanation of the denominator**

The denominator is the total number of adults and children in the antiretroviral therapy start-up groups who initiated antiretroviral therapy at any point during the 12 months before the beginning of the reporting period, regardless of their 12-month outcome.

For example, the reporting period 1 January to 31 December 2016 will include everyone who started antiretroviral therapy during the 12-month period from 1 January to 31 December 2015. This includes everyone receiving antiretroviral therapy as well as those who died, stopped treatment or are lost to follow-up at month 12.

At the facility level, the number of adults and children receiving antiretroviral therapy at 12 months includes people transferring in at any point from the start of treatment to the end of the 12-month period and excludes people who have transferred out during this same period to reflect the net current cohort at each facility. In other words, at the facility level, people who have transferred out will not be counted in either the numerator or the denominator. Similarly, people who have transferred in will be counted in both the numerator and denominator. At the national level, the number of transferred-in people should match the number of transferred-out people. The net current cohort (people whose outcomes the facility is currently responsible for recording; that is, the number of people in the start-up group plus any transfers in and minus any transfers out) at 12 months should therefore equal the number in the start-up cohort group 12 months before.

---

#### **Strengths and weaknesses**

This denominator may underestimate true survival, since some of the people lost to follow-up are alive. The number of people alive and on antiretroviral therapy (retention on antiretroviral therapy) in a treatment cohort is captured here.

Priority reporting is for aggregate survival reporting. If comprehensive cohort patient registries are available, then countries are encouraged to track retention on treatment at 24, 36 and 48 months and yearly thereafter. This will enable the comparison over time of survival on antiretroviral therapy. As it stands, identifying whether survival at 12 months increases or decreases over time is possible. However, cause cannot be attributed to these changes. For example, if survival at 12 months increases over time, this may reflect an improvement in care and treatment practices or earlier initiation of antiretroviral therapy. Retention at 12 months needs to be interpreted in relation to the baseline characteristics of the cohort when antiretroviral therapy started; mortality will be higher at sites at which people accessed antiretroviral therapy at a later stage of infection. Collecting and reporting data on survival over longer durations of treatment outcomes may therefore provide a better picture of the long-term effectiveness of antiretroviral therapy.

---

#### **Further information**

WHO guidance on treatment and care (<http://www.who.int/hiv/topics/treatment/en/index.html>).

---

## 1.4 People living with HIV who have suppressed viral loads

Number and percentage of people living with HIV who have suppressed viral loads at the end of the reporting period

---

### What it measures

Individual-level viral load is the recommended measure of antiretroviral therapy efficacy and indicates treatment adherence and the risk of transmitting HIV. A viral load threshold of <1000 copies/mL defines treatment success according to the 2016 WHO consolidated guidelines on the use of antiretroviral drugs for treating and preventing HIV infection. People with viral load test results below the threshold should be considered as having suppressed viral loads.

---

### Rationale

Viral suppression among people living with HIV is one of the 10 global indicators in the 2015 WHO consolidated strategic information guidelines for HIV in the health sector. This indicator also helps monitor the third 90 of the UNAIDS 90–90–90 target: that 90% of the people receiving antiretroviral therapy will have suppressed viral loads by 2020.

---

### Numerator

Number of people living with HIV in the reporting period with suppressed viral loads ( $\leq 1000$  copies/mL)

---

### Denominator

Estimated number of people living with HIV

---

### Calculation

Numerator/denominator

---

### Method of measurement

Viral load suppression may be measured using two different data sources. These sources include either clinical and programme data or nationally representative surveys. In either case, viral suppression is defined as <1000 copies/mL. For countries with other thresholds (such as undetectable, <50 copies/mL or <400 copies/mL), preliminary evidence from several studies suggests that the proportion of those with 50 copies/ml or above and less than 1000 copies/ml is small, so no adjustment is required. The testing threshold value should be reported for levels other than <1000 copies/mL.

Countries should report data from both sources if available, although clinical and programme data are preferred.

#### 1. Routine viral load suppression tests from clinical and programme data

*For the numerator.* Countries should report the actual or estimated number of people that have suppressed viral loads at the end of the reporting period (see below). In either case, viral load testing should be routine rather than episodic: for example, when treatment failure is suspected. If viral load is tested repeatedly for a person, only the last routine test result should be used. An indication of whether the indicator is direct or adjusted should be included.

*For the denominator.* Estimation models such as Spectrum are the preferred source for the number of people living with HIV. If models other than Spectrum are used, documentation of the estimation method and uncertainty bounds should be provided.

*On the use of an actual or estimated measure of suppression from clinical and programme data.* For countries that have comprehensive access to routine viral load testing for all people on antiretroviral therapy, the actual number having suppressed viral loads among all people living with HIV should be reported.

However, many countries are in the process of rolling out viral load testing; viral load testing may therefore only be done on a subset of individuals or available at specific facilities. In these cases, the numerator might have to be estimated.

To estimate the numerator, the proportion of people suppressed among those tested should be applied to the number of people receiving antiretroviral therapy.

For example, in 2015, a country with an estimated number of people living with HIV of 100 000 has the capacity to conduct routine viral load tests for 12 000 of the 24 000 people receiving antiretroviral therapy. Of the 12 000 tested, 10 000 have suppressed viral loads. A subjective determination is made that the people being monitored are representative of all people on antiretroviral therapy in the country. The following calculation should be used to estimate the number of people living with HIV who have suppressed viral loads:

10 000 with suppressed viral loads/12 000 tested = 0.83  
0.83 times 24 000 receiving antiretroviral therapy = 20 000 who have suppressed viral loads among those on antiretroviral therapy  
Estimated numerator: 20 000  
Estimated denominator: 100 000  
Percentage of people living with HIV who have suppressed viral loads: 20%

For countries reporting an estimated number, please provide:

- An indication of whether the people tested for viral suppression in the reporting year are representative of all people receiving antiretroviral therapy in the country (yes or no).
  - The number of people who had a routine viral load test during the reporting year.
  - The number of people on antiretroviral therapy at the end of the reporting period (cross-referenced with indicator 1.2).  
Please contact UNAIDS if you require technical assistance to estimate the numbers of people who have suppressed viral loads.
-

---

## 2. Recent nationally representative population surveys, including early warning indicator and drug resistance surveys

*For the numerator.* The proportion reported to have suppressed viral loads among the individuals for whom antiretroviral therapy is detected in specimens (as opposed to self-reported data) should be multiplied by the total number of people receiving antiretroviral therapy at the end of the reporting period (cross-referenced to indicator 1.2) to estimate nationally the number of people living with HIV who have suppressed viral loads.

Note that surveys that only capture self-reported data on treatment uptake should not be used, since self-reported data has been shown to be of limited quality.

*For the denominator.* Estimation models such as Spectrum are the preferred source for the number of people living with HIV. If models other than Spectrum are used, documentation of the estimation method and uncertainty bounds should be provided.

*On estimating viral suppression among people living with HIV using survey data.* To estimate the numerator from the survey data, please see the example below.

Example: in country X, in 2015, Spectrum estimated 100 000 people were living with HIV, of which 60 000 were receiving antiretroviral therapy as reported from programme data. In a nationally representative population survey of 20 000 people conducted in the same year, 10 000 were HIV positive. Among these, 8000 tested positive for antiretroviral medicines and 7500 had suppressed viral loads.

7500 people had suppressed viral loads/8000 tested = 0.94

0.94 times 60 000 people receiving antiretroviral therapy = 56 250 had suppressed viral loads among those receiving antiretroviral therapy

Estimated numerator: 56 250

Estimated denominator: 100 000

Percentage of people living with HIV who had suppressed viral loads: 56%

---

### Measurement frequency

Annually

---

### Disaggregation

- Sex (male and female)
  - Age:
    - When reporting based on routine programme or clinical data:*  
0–14, 15+, <1 year, 1–4 years, 5–9, 10–14, 15–19, 20–24, 25–49 and 50+ years
    - When reporting based on an HIV-related survey:*  
0–14 and 15+ years
  - Cities and other administrative area of importance
- 

### Additional information requested

Provide city-specific data for this indicator. Space has been created in the data entry sheet to provide information for the capital city as well as one or two other key cities of high epidemiological relevance: for example, those that have the highest HIV burden or have committed to ending AIDS by 2030.

---

### Strengths and weaknesses

When viral load suppression testing data are collected from all people receiving antiretroviral therapy or a nationally representative sample, this measurement provides important information on adherence, treatment efficacy and transmission risk at the individual and programme level.

However, several challenges may arise from using available data to monitor viral load. First, viral load monitoring capacity is being scaled up but remains limited in low-income settings. As a result, the summary data from the viral load indicator as measured through antiretroviral therapy registries or clinical programme data may not be representative of the viral load of the broader treatment population. This applies especially when viral-load testing is not routine for everyone receiving antiretroviral therapy but performed selectively to determine when to initiate treatment or for people with questionable treatment outcomes. The data reported from the viral load testing of people suspected of treatment failure will underestimate viral load suppression.

Second, the accuracy of the value of an individual's viral load may depend on the specimen available (whole blood versus dried blood spots). Determining whether a person has achieved undetectable viral load also varies depending on the sensitivity of the assays used. For this reason, suppression at a value of <1000 copies/mL rather than undetectable viral load should be used.

Patient monitoring systems may yield cross-sectional and programme data. Data may also come from studies. If laboratory data are used, they need to be adjusted to avoid double counting people with more than one viral load test in the reporting period.

In addition to this indicator, countries collecting data on retention and viral suppression at 12 months among cohorts may find it useful to triangulate these different measures to better describe the impact of effective antiretroviral therapy.

---

### Further information

UNAIDS, WHO. Guidelines on monitoring the impact of the HIV epidemic using population-based surveys. Geneva: World Health Organization; 2015 (<http://www.who.int/hiv/pub/guidelines/si-guidelines-population-survey/en>).

Consolidated guidelines on the use of antiretroviral drugs for treating and preventing HIV infection. Recommendations for a public health approach—second edition. Geneva: World Health Organization; 2016 (<http://www.who.int/hiv/pub/arv/arv-2016/en>).

Consolidated strategic information guidelines for HIV in the health sector. Geneva: World Health Organization; 2015 (<http://www.who.int/hiv/pub/guidelines/strategic-information-guidelines/en>).

WHO guidance on treatment and care (<http://www.who.int/hiv/topics/treatment/en/index.html>).

---

## 1.5 Late HIV diagnosis

Percentages of people living with HIV with the initial CD4 cell count <200 cells/mm<sup>3</sup> and <350 cells/mm<sup>3</sup> during the reporting period

---

### What it measures

Proportions of people with a CD4 cell count <200 cells/mm<sup>3</sup> and <350 cells/mm<sup>3</sup> of those who had an initial CD4 count during the reporting period

---

### Rationale

As countries scale up HIV services, it is important to monitor whether people are diagnosed at an earlier stage and what percentage of the people are still diagnosed at a late stage.

---

### Numerator

Numbers of people living with HIV with an initial CD4 cell count <200 cells/mm<sup>3</sup> and <350 cells/mm<sup>3</sup> during the reporting period

---

### Denominator

Total number of people living with HIV with an initial CD4 cell count during the reporting period

---

### Calculation

Numerator/denominator

---

### Method of measurement

Based on data from laboratory information systems and from the records of people in treatment. Data can be compiled from health services registries, case report forms or laboratory information systems.

---

### Measurement frequency

Annual

---

### Disaggregation

- Sex
  - Age (0–14 and 15+ years)
- 

### Explanation of the numerator

People living with HIV whose initial CD4 lymphocyte count was less than 200 cells/mm<sup>3</sup> and less than 350 cells/mm<sup>3</sup> in the reporting period.

---

### Explanation of the denominator

Number of people living with HIV who had an initial CD4 lymphocyte count in the reporting period.

---

### Strengths and weaknesses

The initial CD4 count is not necessarily calculated at the time of diagnosis or in a timely manner. The available data may not correspond to all individuals diagnosed in the reporting year.

This indicator does not distinguish between people given a late diagnosis and those who sought treatment late. Differentiating them requires examining the diagnosis date and the date of the initial CD4 lymphocyte count. Dates differing by more than one month may indicate a delay in being linked to care. A difference of less than one month suggests a late diagnosis. In addition, late diagnosis and late linkage to care may coincide in the same person.

The available data may not include all individuals diagnosed in the reporting period.

---

## 1.6 Antiretroviral medicine stock-outs

Percentage of treatment sites that had a stock-out of one or more required antiretroviral medicines during a defined period

---

### What it measures

This indicator measures the effectiveness of the procurement and supply management system in making medicines available. The consequences of stock-out—the scale of treatment interruption and risk for drug resistance—depend on the number of people whose treatment product stock-out will disrupt.

---

### Rationale

As countries scale up antiretroviral therapy services, ensuring that antiretroviral medicines are there for the people who need them is important. Antiretroviral therapy is a long-term treatment strategy for people living with HIV, and interruptions may lead to treatment failure and HIV drug resistance. Efficient supply management is needed to ensure an uninterrupted supply of antiretroviral medicines.

---

### Numerator

Number of health facilities dispensing antiretroviral medicines that experienced a stock-out of one or more required antiretroviral medicines during a defined period

---

### Denominator

Total number of health facilities dispensing antiretroviral medicines during the same period

---

### Calculation

Numerator/denominator

---

### Method of measurement

This information is collected centrally at the level at which health facilities submit their inventory control reports or requisition forms for antiretroviral medicines.

This indicator requires:

- Stock inventory control reports from health facilities, also indicating the stock of each item.
- Requisition forms submitted by facilities during a defined period (such as previous order period, previous quarter and past year) for antiretroviral medicines.
- A list of the medicines that each facility is expected to dispense if these are not already included in the inventory control reports or requisition forms.

These work if the national logistics management information system is operational. If not, health facility surveys such as the service provision assessment or the service availability mapping may be used provided they include questions on antiretroviral medicine stock-outs.

If there is one logistics management information system with details on the availability of antiretroviral medicine at the health-facility level, information should be extracted to construct the indicator. Alternatively, the information may be collected through a survey or site visits.

If only a few health facilities dispense antiretroviral medicines, they should all be included in the survey or site visits. If a large number dispense antiretroviral medicines, selecting a representative sample may be necessary. The full list should be available at the national level.

In sampling, it is important to ensure that the sample includes facilities at different levels, such as central, district and peripheral. In countries dispensing antiretroviral medicines at pharmacies or other delivery points that are not health facilities, stock-outs should also be monitored at these venues; feasibility will depend on the coverage of the logistics management information system.

The HIV drug resistance early warning indicator on antiretroviral medicine stock-out monitors the percentage of months in the reporting year without stock-outs. This can be measured at the facility level and aggregated for the national estimate.

---

### Measurement frequency

Annually

---

### Disaggregation

Type of site: for example, general clinic, maternal and child site or TB site

---

### Additional information requested

Comment on whether information is based on national data or survey data from a sample of facilities. Provide comments that would help interpret data: for example, if only public or private sector data are included and whether they may be an overestimate or underestimate.

---

---

**Strengths and weaknesses**

This indicator captures a crucial component of the antiretroviral therapy programme: whether there is an uninterrupted supply of antiretroviral medicines at the health-facility level.

It does not provide information on why stock-out problems occur, which antiretroviral medicines are or were out of stock, how long the stock-out lasted or the quality of antiretroviral medicine storage, delivery and distribution.

If stock-outs exist, assess whether the problem lies in the national distribution system or whether the problem is a financial flow or a global antiretroviral medicine shortage. Find out whether the cause is supply projections, the distribution system or another issue. Use this as an opportunity to see whether the logistics management information system is functioning.

In some situations, simply monitoring stock-outs could be misleading because a facility may keep reserve stock but maintain a policy of not issuing it. Such facilities would not be counted as having experienced a stock-out using this indicator definition, even though people would not receive a required medicine for treatment. In settings in which reserve stock is not issued, collecting information on a functional stock-out is preferable: that is, the inability to access or use a required antiretroviral medicine.

---

**Further information**

Harmonized monitoring and evaluation indicators for procurement and supply management systems. Early-warning indicators to prevent stock-outs and overstocking of antiretroviral, antituberculosis and antimalaria medicines. Geneva: World Health Organization; 2011 ([http://www.who.int/hiv/pub/amds/monitoring\\_evaluation/en](http://www.who.int/hiv/pub/amds/monitoring_evaluation/en)).

---

## 1.7 AIDS mortality

Total number of people who have died from AIDS-related causes per 100 000 population

---

### What it measures

Impact of HIV prevention, care and treatment programmes

---

### Rationale

Recent efforts to scale up access to life-saving antiretroviral therapy, including the 2016 WHO guidelines that recommend treatment for all, should significantly reduce the number of people dying from AIDS-related causes, if these services are accessible and delivered effectively. The impact of the HIV response should be assessed by monitoring changes in AIDS-related mortality over time. This indicator, modified as the total number of people who have died from AIDS-related causes in the reporting period divided by the population (per 100 000), is also included in the WHO consolidated strategic information guidelines for HIV in the health sector.

---

### Numerator

Number of people dying from AIDS-related causes in 2015

---

### Denominator

Total population regardless of HIV status

---

### Calculation

Numerator/denominator times 100 000

---

### Method of measurement

The number of people dying from AIDS-related causes can be obtained using a variety of measures, including through a vital registration system, as part of a facility- or population-based survey that may include verbal autopsy and through mathematical modelling using such tools as Spectrum. Modelling tools typically use demographic data, HIV prevalence from survey and surveillance, the number of people receiving antiretroviral therapy, HIV incidence and assumptions around survival patterns to estimate the number of people dying. In some instances, data from vital reporting systems and estimates of underreporting and misclassification also may be incorporated into these models to derive estimates of the number.

---

### Measurement frequency

Annual

---

### Disaggregation

- Sex
  - Age (<5, 5–14 and 15+ years)
  - Cities and other administrative areas of importance
- 

### Additional information requested

The source of the estimate is requested. Countries providing the number of people dying from AIDS-related causes derived from a source other than Spectrum should provide any accompanying estimates of uncertainty around this number and upload an electronic copy of the report describing how the number was calculated.

Countries should preferably report a modelled estimate rather than one derived from their vital registration system unless this system has been recently evaluated as one of high quality. Users can now opt to use their Spectrum estimate or enter nationally representative population-level data. If Spectrum estimates are chosen, the values will be pulled directly from the software once the national file is finalized.

Provide city-specific data for this indicator. Space has been created in the data entry sheet to provide information for the capital city as well as one or two other key cities of high epidemiological relevance: for example, those that have the highest HIV burden or have committed to ending AIDS by 2030.

---

### Strengths and weaknesses

For countries with strong vital registration systems, changes in AIDS-related mortality estimates provide an accurate measure of the impact of prevention, care and treatment programmes. Even in these systems, periodic evaluation is useful to measure delays or underreporting and misclassification of the cause of death.

For countries that do not have strong systems in place, estimates of AIDS-related deaths are an important programme monitoring tool but subject to more uncertainty. In particular, information about survival patterns for those receiving or not receiving antiretroviral therapy is important. Estimates of AIDS-related deaths should be reported along with the ranges of uncertainty. The estimate will only be as reliable as the data entered into the models and the assumptions made in the model.

---

### Further information

Consolidated strategic information guidelines for HIV in the health sector. Geneva: World Health Organization; 2015 ([http://apps.who.int/iris/bitstream/10665/164716/1/9789241508759\\_eng.pdf?ua=1](http://apps.who.int/iris/bitstream/10665/164716/1/9789241508759_eng.pdf?ua=1)).

Spectrum software. Glastonbury (CT): Avenir Health; 2016 (<http://www.avenirhealth.org/software-spectrum.php>).

---



## 2.1 Early infant diagnosis

Percentage of infants born to women living with HIV receiving a virological test for HIV within two months of birth

---

### What it measures

Progress in the extent to which infants born to women living with HIV are tested within the first two months of life to determine their HIV status and eligibility for antiretroviral therapy disaggregated by test results

---

### Rationale

Infants acquiring HIV during pregnancy, delivery or early postpartum often die before they are recognized as having HIV infection. WHO recommends that national programmes establish the capacity to provide early virological testing of infants for HIV at six weeks or as soon as possible thereafter to guide clinical decision-making at the earliest possible stage. HIV disease progresses rapidly among children; they need to start treatment as early as possible because, without early treatment, almost 50% of children would be dead by the second year.

---

### Numerator

Number of infants who received an HIV test within two months of birth during the reporting period. Infants tested should only be counted once.

---

### Denominator

Number of pregnant women living with HIV giving birth in the past 12 months

---

### Calculation

Numerator/denominator

---

### Method of measurement

*For the numerator.* Early infant diagnosis testing laboratories.

*For the denominator.* Estimation models such as Spectrum or antenatal clinic surveillance surveys in combination with demographic data and appropriate adjustments related to the coverage of antenatal clinic surveys

---

### Measurement frequency

Annual or more frequently, depending on a country's monitoring needs

---

### Disaggregation

The numerator should be disaggregated by the result: positive, negative, indeterminate or rejected for testing.

---

### Explanation of the numerator

To be collected from the databases held at early infant diagnosis testing laboratories. The numerator should represent the number of infants who received virological testing within two months of birth; it should not represent the number of samples tested at the laboratory. Data should be aggregated from the laboratory databases. Where possible, double counting should be minimized when the data are aggregated to produce national-level data. The number of infants receiving more than one virological test in the first two months of life is expected to be low. Efforts should be made to include all health facilities operated by public, private and NGOs that are providing HIV testing for HIV-exposed infants.

The test results should be reported as positive, negative, indeterminate or rejected for testing by the laboratory. This information should only include the most recent test result for an infant tested in the first two months of life.

---

### Explanation of the denominator

This is a proxy measure for the number of infants born to women living with HIV. Two methods can be used to estimate the denominator: an estimation model, such as Spectrum software, using the output, the number of pregnant women needing services to prevent mother-to-child transmission as a proxy; or if Spectrum projections are unavailable, multiplying the total number of women giving birth in the past 12 months (which can be obtained from central statistics office estimates of births or United Nations Population Division estimates) by the most recent national estimate of HIV prevalence for pregnant women (which can be derived from HIV sentinel surveillance in antenatal clinics and appropriate adjustments related to the coverage of antenatal clinic surveys).

To ensure comparability, the Spectrum output will be used for the denominator for global analysis.

---

---

**Strengths and weaknesses**

This indicator allows countries to monitor progress in providing early HIV virological testing to HIV-exposed infants two months or younger, which is critical for appropriate follow-up care and treatment. Limiting the age to two months or younger also eliminates the potential for repeat tests for the same infant, which can lead to double counting. The only three fields needed for this indicator—date of sample collection, age at collection (actual or calculated based on the date of birth) and results—are systematically entered into central early infant diagnosis testing databases at testing laboratories.

Because of the small number of testing laboratories and the electronic format of testing databases, this indicator should not have a heavy collection burden. The data quality of the laboratories is generally high, resulting in a robust indicator. The indicator does not capture the number of children with a definitive diagnosis of HIV infection or measure whether appropriate follow-up services were provided to the child based on interpretation of the test results. It also does not measure the quality of testing or the system in place for testing. A low value of the indicator could, however, signal systemic weaknesses, including poor country-level management of supplies of HIV virological test kits, poor data collection, poor follow-up and mismanagement of testing samples.

Disaggregation by test results cannot be used as a proxy for overall mother-to-child transmission rates. If either the overall national early infant diagnosis coverage or the early infant diagnosis testing coverage in the first two months of life is low, low positivity rates among the infants tested will not necessarily mean programme success, since this sample does not include many other infants who are likely positive.

Although early virological testing is a critical intervention for identifying infants living with HIV, countries should also strengthen the quality of follow-up of HIV-exposed infants and train health providers to recognize the signs and symptoms of early HIV infection among exposed infants, especially if access to virological testing is limited. Inappropriate management of supplies can negatively affect the value of the indicator and significantly reduce access to HIV testing for the infants born to women living with HIV. Countries should ensure that appropriate systems and tools, especially tools for logistics management information systems, are in place to procure, distribute and manage supplies at the facility, district and central levels.

---

**Further information**

Progress reports on HIV (<http://www.who.int/hiv/pub/progressreports/en>).

Next generation indicators reference guide. Washington (DC): United States President's Emergency Plan for AIDS Relief; 2013 (<http://www.pepfar.gov/documents/organization/206097.pdf>).

Measuring the impact of national preventing the mother-to-child transmission of HIV programmes: towards the elimination of new HIV infections among children by 2015 and keeping their mothers alive. A short guide on methods. Geneva: World Health Organization; 2012 ([http://apps.who.int/iris/bitstream/10665/75478/1/9789241504362\\_eng.pdf](http://apps.who.int/iris/bitstream/10665/75478/1/9789241504362_eng.pdf)).

---

## 2.2 Mother-to-child transmission of HIV

Estimated percentage of children newly infected with HIV from mother-to-child transmission among women living with HIV delivering in the past 12 months

---

### What it measures

Progress in providing women with antiretroviral medicines to reduce mother-to-child transmission of HIV

---

### Rationale

Efforts have been made to increase access to interventions that can significantly reduce mother-to-child transmission of HIV, including combining antiretroviral medicine prophylactic and treatment regimens and strengthening counselling on infant feeding. The impact of interventions for preventing mother-to-child transmission in reducing the number of children newly infected with HIV through mother-to-child transmission needs to be assessed.

The percentage of children who are living with HIV should decrease as the coverage of interventions for preventing mother-to-child transmission and the use of more effective regimens increase.

---

### Numerator

Estimated number of children newly infected with HIV from mother-to-child transmission among children born in the previous 12 months to women living with HIV

---

### Denominator

Estimated number of children delivered by women living with HIV who delivered in the previous 12 months

---

### Calculation

Numerator/denominator

---

### Method of measurement

The probability of mother-to-child transmission differs with the antiretroviral drug regimen received and infant-feeding practices. The transmission can be calculated using Spectrum. The Spectrum computer programme uses information on:

- The distribution of pregnant women living with HIV receiving different antiretroviral regimens before and during delivery (peripartum) by the CD4 category of the mother.
- The distribution of women and children receiving antiretroviral medicines after delivery (postpartum) by the CD4 category of the mother.
- The percentage of infants who are not breastfeeding in programmes for preventing mother-to-child transmission by the age of the child.
- Probabilities of mother-to-child transmission of HIV based on various categories of antiretroviral medicine regimen and infant feeding practices.
- The estimated number of women living with HIV delivering.

The summary display for preventing mother-to-child transmission in Spectrum reports the estimated national transmission rate. This variable can also be calculated in Spectrum by dividing the number of children 0–14 years old newly infected with HIV by the number of women who need services for preventing mother-to-child transmission.

Not enough information is available about other HIV transmission routes for children to include such infections in the model. In addition, other modes of transmission are believed to cause a small fraction of the overall number of children acquiring HIV. The Spectrum output variable “new HIV infections for children 0–1 years” is not used because some children older than one year will acquire HIV from breastfeeding.

To ensure comparability, the Spectrum output will be used for calculating this indicator for global analysis.

Users have the option to use their Spectrum estimate or to enter nationally representative population-level data. If Spectrum estimates are chosen, the values will be pulled directly from the software once the national file is finalized. If programme data are included, report the data based on equal birth cohorts for the numerator and denominator and not by the year of diagnosis.

---

### Measurement frequency

Annually

---

### Disaggregation

None

---

### Additional information requested

To ensure comparability, the Spectrum output will be used for calculating this indicator for global analysis.

If programme data are used, report the data based on equal birth cohorts for numerator and denominator and not by the year of diagnosis.

Users have the option to use their Spectrum estimate or to enter nationally representative population-level data. If Spectrum estimates are chosen, the values will be pulled directly from the software once the national file is finalized.

---

---

### Strengths and weaknesses

*Strengths.* Over time, this indicator assesses the ability of programmes for preventing mother-to-child transmission by estimating the impact of increases in the provision of antiretroviral medicines and the use of more efficacious regimens and optimal infant feeding practices. This indicator allows countries to assess the impact of antiretroviral medicine programmes on the number of children acquiring HIV by estimating the HIV transmission rate from women living with HIV to their children. The modelled estimate enables this value to be estimated since capturing this indicator through direct measures is almost impossible. The modelled estimate overcomes three challenges.

1. Following up mother–child pairs is difficult, especially at the national level, because of the lag in reporting and the multiple health facility sites that mother–child pairs can visit for the wide range of services for preventing mother-to-child transmission and child care interventions delivered over a time span.
2. Children (especially those living with HIV) may die before they are tested to determine whether transmission occurred.
3. A directly measured indicator will not capture women and their children who do not attend programmes, possibly because of high levels of stigma.

*Weaknesses.* This indicator is generated from a model that provides estimates of HIV infection among children. The estimated indicator is only as good as the assumptions and data used in the model. In countries where caesarean section is widely practised, the indicator will overestimate mother-to-child transmission. It also relies on programme data that often capture the antiretroviral medicine regimens provided rather than those consumed and could therefore underestimate mother-to-child transmission.

This indicator does not capture efforts to reduce the risk of mother-to-child transmission by reducing the number of reproductive-age women acquiring HIV or by reducing unintended pregnancies among women living with HIV.

In countries in which data are available, facility attendance is high and confirmatory tests are conducted systematically, efforts should be made to monitor the impact by directly assessing the percentage of children living with HIV among those born to mothers living with HIV. All countries should make efforts to monitor the HIV status and survival of children born to women living with HIV, gathered during follow-up health-care visits.

---

### Further information

WHO publications on HIV monitoring and evaluation (<http://www.who.int/hiv/pub/me/en/index.html>).

---

## 2.3 Preventing the mother-to-child transmission of HIV

Percentage of pregnant women living with HIV who received antiretroviral medicine to reduce the risk of mother-to-child transmission of HIV

---

### What it measures

Progress in preventing mother-to-child transmission of HIV during pregnancy and delivery by providing antiretroviral medicine

This indicator allows countries to monitor the coverage of provision of antiretroviral medicines to pregnant women living with HIV to reduce the risk of transmitting HIV to infants during pregnancy and delivery. When disaggregated by regimen, it can show increased access to more effective antiretroviral regimens for pregnant women living with HIV. Since the indicator usually measures the antiretroviral medicines dispensed and not those consumed, adherence to the regimen cannot be determined in most cases.

---

### Rationale

Providing antiretroviral medicines (as lifelong therapy or as prophylaxis) for the mother during pregnancy and delivery can significantly reduce the risk of mother-to-child transmission. This entails antiretroviral medicine prophylaxis for the infant and antiretroviral medicines for the mother or child if breastfeeding and using safe delivery practices and safer infant feeding. The data will be used to track progress towards global and national goals of eliminating mother-to-child transmission; to inform policy and strategic planning; for advocacy; and for leveraging resources for accelerating scale-up. It will help measure the trends in the coverage of antiretroviral medicine prophylaxis and treatment and, when disaggregated by regimen type, will also assess progress in implementing more effective antiretroviral therapy regimens.

---

### Numerator

Number of pregnant women living with HIV who delivered and received antiretroviral medicines during the past 12 months to reduce the risk of the mother-to-child transmission of HIV during pregnancy and delivery. Global reports summarizing the coverage of antiretroviral medicine for preventing mother-to-child transmission will exclude women who received single-dose nevirapine, since it is considered a suboptimal regimen. However, the country should report this.

---

### Denominator

Estimated number of women living with HIV who delivered within the past 12 months

---

### Calculation

Numerator/denominator

---

### Method of measurement

*For the numerator.* National programme records aggregated from programme monitoring tools, such as patient registries and summary reporting forms.

*For the denominator.* Estimation models such as Spectrum or antenatal clinic surveillance surveys combined with demographic data and appropriate adjustments related to the coverage of antenatal clinic surveys.

---

### Measurement frequency

Annually or more frequently, depending on a country's monitoring needs

---

### Disaggregation

- Cities and other administrative areas of importance.
  - The numerator should be disaggregated by the six general regimens described below.
- 

### Additional information requested

Please provide city-specific data for this indicator. Space has been created in the data entry sheet to provide information for the capital city as well as one or two other key cities of high epidemiological relevance: for example, those that have the highest HIV burden or have committed to ending AIDS by 2030.

---

### Explanation of the numerator

The numerator should be disaggregated by the six categories below (WHO recommends the first three regimens) for pregnant women living with HIV for preventing mother-to-child transmission:

1. Newly initiated on antiretroviral therapy during the current pregnancy.
  2. Already receiving antiretroviral therapy before the current pregnancy.
  3. Maternal triple antiretroviral medicine prophylaxis (prophylaxis component of WHO option B).
  4. Maternal AZT (prophylaxis component during pregnancy and delivery of WHO option A).
  5. Single-dose nevirapine (with or without tail) only.
  6. Other (please comment: for example, specify regimen, uncategorized, etc.).
-

## Disaggregation of regimen definitions

Categories	Further clarification	Common examples
<p>The first two options include women receiving lifelong antiretroviral therapy (including option B+)</p> <ol style="list-style-type: none"> <li>Newly initiating treatment during the current pregnancy.</li> <li>Already receiving treatment before the pregnancy</li> </ol>	<p>A three-drug regimen intended to provide antiretroviral therapy for life:</p> <ol style="list-style-type: none"> <li>Number of pregnant women living with HIV identified in the reporting period newly initiating lifelong antiretroviral therapy.</li> <li>Number of pregnant women living with HIV identified in the reporting period who were already receiving antiretroviral therapy at their first antenatal clinic visit.</li> </ol> <p>If a woman initiates lifelong antiretroviral therapy during labour, she would be counted in category 1.</p> <p>If the number of women receiving antiretroviral therapy is not available by the timing of when they started, the number can be included in the cell entitled total number of pregnant women receiving lifelong antiretroviral therapy.</p>	<p>Standard national treatment regimen, for example:</p> <ul style="list-style-type: none"> <li>TDF + 3TC + EFV.</li> <li>AZT + 3TC + NVP.</li> </ul>
<ol style="list-style-type: none"> <li>Maternal triple antiretroviral medicine prophylaxis (prophylaxis component of WHO option B during pregnancy and delivery)</li> </ol>	<p>A three-drug regimen provided for prophylaxis of mother-to-child transmission started during pregnancy or as late as during labour or delivery with the intention of stopping at the end of the breastfeeding period (or stopping at delivery if not breastfeeding).</p> <p>If a woman is receiving triple antiretroviral medicines for the first time at labour or delivery, then she should still be counted in this category if the facility is implementing option B.</p>	<ul style="list-style-type: none"> <li>TDF + 3TC + EFV</li> <li>AZT + 3TC + EFV</li> <li>AZT + 3TC + LPV/r</li> </ul>
<ol style="list-style-type: none"> <li>Maternal AZT (prophylaxis component of WHO option A during pregnancy and delivery)</li> </ol>	<p>A prophylactic regimen that uses AZT (or another nucleoside reverse-transcriptase inhibitor (NRTI)) started as early as 14 weeks or as late as during labour or delivery to prevent HIV transmission.</p> <p>If a woman is receiving antiretroviral medicines for the first time at labour or delivery, then she should still be counted in this category if the facility is implementing option A.</p>	<ul style="list-style-type: none"> <li>AZT at any point before labour + intrapartum NVP</li> <li>AZT at any point before labour + intrapartum NVP + 7-day postpartum tail of AZT + 3TC</li> </ul>
<ol style="list-style-type: none"> <li>Single-dose nevirapine to the mother during pregnancy or delivery</li> </ol>	<ul style="list-style-type: none"> <li>Nevirapine is the only regimen provided to a pregnant woman living with HIV during pregnancy, labour or delivery</li> </ul> <p>Do not count as single-dose nevirapine if:</p> <ul style="list-style-type: none"> <li>Nevirapine is provided as part of option A during pregnancy.</li> </ul> <p>or</p> <ul style="list-style-type: none"> <li>A pregnant woman living with HIV initiates option A, B or B+ at labour and delivery</li> </ul>	<ul style="list-style-type: none"> <li>Single-dose nevirapine for mother only at onset of labour</li> <li>Single-dose nevirapine + 7-day AZT + 3TC tail only</li> <li>Single-dose nevirapine for mother at onset of labour and single-dose nevirapine for baby only</li> </ul>

**The numerator must match the values included in Spectrum or an automated query will be sent requesting that the team make the values consistent.**

Global AIDS Monitoring	Spectrum
1. Newly initiates treatment during the current pregnancy	Option B+: antiretroviral therapy started during current pregnancy (regardless of number of weeks before delivery)
2. Already receiving treatment before the pregnancy	Option B+: antiretroviral therapy started before current pregnancy
3. Maternal triple antiretroviral medicine prophylaxis (prophylaxis component of WHO option B during pregnancy and delivery)	Option B: triple prophylaxis from 14 weeks
4. Maternal AZT (prophylaxis component of WHO option A during pregnancy and delivery)	Option A: maternal AZT

---

5. Single-dose nevirapine to the mother during pregnancy or delivery	Single-dose nevirapine
6. Other (usually limited to countries still providing maternal AZT started late in the pregnancy)	Maternal AZT according to the 2006 WHO guidelines. Spectrum requires data on historical regimens. This category is maintained to describe the regimens provided in previous years.

---

**Explanation of the denominator**

Two methods can be used to estimate the denominator: an estimation model, such as Spectrum, using the output: the number of pregnant women needing services for preventing mother-to-child transmission; or, if Spectrum estimates are not available, by multiplying the number of women giving birth in the past 12 months (which can be obtained from estimates of the central statistics office, United Nations Population Division or pregnancy registration systems with complete data) by the most recent national estimate of HIV prevalence among pregnant women (which can be derived from HIV sentinel surveillance in antenatal clinic and appropriate adjustments related to coverage of antenatal clinic surveys).

To ensure comparability, the Spectrum output will be used for the denominator for global analysis.

---

**Strengths and weaknesses**

Countries are encouraged to track and report the number of women receiving the various regimens so that the impact of antiretroviral medicines on mother-to-child transmission can be modelled based on their efficacy. If countries do not have a system for collecting and reporting this data, they should establish one. Efforts should be made to remove women captured twice in the reporting systems.

---

**Further information**

The prevention of mother-to-child transmission is a rapidly evolving programme area, and methods for monitoring coverage of this service are likewise evolving. To access information, please consult the following.

WHO publications on mother-to-child transmission of HIV (<http://www.who.int/hiv/pub/mtct/en>).

WHO publications on HIV monitoring and evaluation (<http://www.who.int/hiv/pub/me/en/index.html>).

---

## 2.4 Syphilis among pregnant women

Percentage of women accessing antenatal care services who were tested for syphilis, tested positive and treated

---

### What it measures

- A. Coverage of syphilis testing in women attending antenatal care services
  - B. Percentage of pregnant women attending antenatal clinics with a positive (reactive) syphilis serology
  - C. Percentage of antenatal care attendees during a specified period with a positive syphilis serology who were treated adequately
- 

### Rationale

- A. Testing pregnant women for syphilis early in pregnancy is important for their health and that of the fetus. This contributes to monitoring the quality of antenatal care services and services to prevent HIV among pregnant women. It is also a process indicator for assessing the validation of eliminating the mother-to-child transmission of syphilis.
  - B. Syphilis infection in antenatal care attendees can be used to guide programmes for preventing sexually transmitted infections and may provide early warning of potential changes in HIV transmission in the general population.
  - C. Treating antenatal care attendees who test positive for syphilis directly measures the programme for eliminating the mother-to-child transmission of syphilis and efforts to strengthen primary HIV prevention. It is also a process indicator for validating the elimination of mother-to-child transmission of syphilis.
- 

### Numerator

- A. Number of women attending antenatal care services who were tested for syphilis
  - B. Number of women attending antenatal care services who tested positive for syphilis
  - C. Number of antenatal care attendees with a positive syphilis test who received at least one dose of benzathine penicillin 2.4 mU intramuscularly
- 

### Denominator

- A. Number of women attending antenatal care services
  - B. Number of antenatal care attendees who were tested for syphilis
  - C. Number of antenatal care attendees who tested positive for syphilis
- 

### Calculation

Numerator/denominator (for A, B and C, respectively)

---

### Method of measurement

- A. All pregnant women should be tested (screened) for syphilis at their first antenatal care visit. Ideally, countries will report on testing at any visit as well as at the first visit. Countries unable to distinguish the first visit from testing at any visit should still report data on this indicator but ensure that it is clearly reported as data for any visit. This indicator should be measured annually.

Screening may include either nontreponemal tests that measure reaginic antibody (such as Venereal Disease Research Laboratory (VDRL) or rapid plasma reagin (RPR)) or treponemal tests that measure treponemal antibody (such as *Treponema pallidum* haemagglutination assay (TPHA), *Treponema pallidum* particle agglutination assay (TPPA), enzyme immunoassay or rapid treponemal tests). For this indicator, having either type of test is sufficient, although being tested with both is preferred. Indicate in the comments section what test type is generally used in your country. The type of test is factored into the analysis of the data.

Ideally, national programme records aggregated from health-facility data should be used. However, if such data are not available, data from sentinel surveillance or special studies can be reported if they are deemed representative of the national situation. Specify the source and coverage of your data (such as national programme data from all 12 provinces) in the comments section.

- B. Syphilis positivity can be measured using either nontreponemal tests (for example, RPR or VDRL) or treponemal tests (TPHA, TPPA, enzyme immunoassay or a variety of available rapid tests) or, ideally, a combination of both. A reactive nontreponemal test, especially if the titre is high, suggests active infection, whereas positivity with a treponemal test indicates any previous infection even if treated successfully. For the purposes of this indicator (intended to measure seropositivity), reporting positivity based on a single test result is acceptable. If both treponemal and nontreponemal test results on an individual person are available, then syphilis positivity should be defined as having positive results in both tests.

The rapid treponemal test has enabled testing in settings without laboratory capacity, greatly increasing the number of women who can be tested and treated for syphilis in pregnancy. Data should be collected annually. It is important to report what test type is generally used in your country. The type of test is factored into data analysis.

The following sources of data may be used: national programme records aggregated from health-facility data, sentinel surveillance or special surveys, using serological tests to detect reaginic and/or treponemal antibody. In the comments section, specify the source and coverage of your data: for example, sentinel surveillance of all antenatal care attendees in two of 10 provinces. Further, specify what test type is generally used in your country to define positivity in pregnant women: for example, nontreponemal (RPR or VDRL), treponemal (rapid tests or TPPA), people positive on both or unknown.

Countries are encouraged to use unique identifiers or registries that separate first and subsequent tests so that the data reflect the true prevalence or incidence of syphilis rather than test positivity.

Since most countries have data from a variety of test types, subanalysis (disaggregation) among women 15–24 years old may increase the likelihood that test positivity reflects recent infection.

---



---

C. Data should be collected annually. Seropositivity on either a treponemal or nontreponemal test is sufficient to be considered positive for syphilis for this indicator.

Ideally, national programme records aggregated from health-facility data should be used. However, if national programme data are not available, data from sentinel surveillance or special studies can be reported if they are deemed representative of the national situation. Specify the source and coverage of your data (such as national programme data from all 12 provinces) in the comments section.

---

#### Measurement frequency

Data should be recorded daily and reported quarterly to the national or subnational level. They should also be consolidated annually and reported to WHO.

---

#### Disaggregation

A. Tested at any visit, tested at first visit

B. Age (15–24 and 25+ years)

C. None

---

#### Additional information requested

Comment on whether the data you are providing are routine programme data deemed to be representative of the entire country and what test type was used to define positivity among antenatal care attendees: for example, non-treponemal, treponemal, people positive on both or mixed or unknown.

---

#### Strengths and weaknesses

A. Countries may also monitor the week of pregnancy in which each woman is tested. Preventing congenital syphilis requires testing early in pregnancy, since stillbirth may occur in the second trimester. Knowing that women are being tested late in pregnancy will indicate that women are not accessing antenatal care early or that testing is not occurring early in pregnancy.

Programmes that separately test pregnant women for syphilis and for HIV should work together to enhance the effectiveness of their work.

*Global.* Examine trends over time to assess progress towards target levels of testing coverage required for eliminating mother-to-child transmission of syphilis. Knowledge of testing policies and practices should be used to interpret trends in coverage. Data on testing pregnant women who attend antenatal care services can later be combined with data on antenatal care attendance to estimate the overall coverage of syphilis testing among pregnant women.

*Local.* Data can be used to identify clinics not fully implementing national policy.

B. Data on syphilis positivity among pregnant women are available in most countries through routine health-system reporting.

Differences in the test type used or changes in testing practices may affect data. Knowledge of testing practices within the country (such as the proportion of treponemal versus non-treponemal testing used) should be used to interpret disease trends.

*Global and regional.* Estimate the perinatal mortality and morbidity caused by syphilis that could be averted with effective programmes to eliminate the mother-to-child transmission of syphilis. Identify areas with the greatest need for comprehensive congenital syphilis prevention interventions. Data are used to estimate syphilis incidence and prevalence.

*Local.* Follow trends over time to assess changes in the burden of disease and the needs of programmes for preventing sexually transmitted infections. Data are used to estimate the incidence and prevalence of syphilis.

*All levels.* Compare data on trends in syphilis and HIV to look for early warning of increased risk of HIV transmission.

C. Data on treating syphilis among antenatal care attendees are often routinely monitored in health facilities.

Collecting treatment data may require collaboration with maternal and child health programmes to ensure that such data are available at the national level.

For the purposes of this indicator, documentation of a single dose of penicillin is sufficient. Treating a pregnant woman positive for syphilis with a single injection of 2.4 mU of benzathine penicillin before 24 weeks of gestational age is sufficient to prevent syphilis from being transmitted mother to infant. However, three injections at weekly intervals are recommended to treat latent syphilis and prevent tertiary syphilis in the mother.

*Global, regional and local.* Estimate the effectiveness of the programme in reducing syphilis-associated perinatal morbidity and mortality.

*Local.* Identify areas that need assistance to implement programmes or additional resources.

*All levels.* Knowledge of treatment policies and practices should be used to interpret trends in treatment.

---

#### Further information

National-level monitoring of the achievement of universal access to reproductive health: conceptual and practical considerations and related indicators. Geneva: World Health Organization; 2008 (<http://www.who.int/reproductivehealth/publications/monitoring/9789241596831/en>).

Methods for surveillance and monitoring of congenital syphilis elimination within existing systems. Geneva: World Health Organization; 2011 (<http://www.who.int/reproductivehealth/publications/rtis/9789241503020/en>).

Global guidance on criteria and processes for validation: elimination of mother-to-child transmission of HIV and syphilis. Geneva: World Health Organization; 2014 (<http://apps.who.int/iris/handle/10665/112858>).

---

## 2.5 Congenital syphilis rate (live births and stillbirth)

Percentage of reported congenital syphilis cases (live births and stillbirths)

---

### What it measures

Progress in eliminating the mother-to-child transmission of syphilis

---

### Rationale

Untreated syphilis infection in pregnancy can not only increase the risk of the mother and the infant transmitting and acquiring HIV but also lead to stillbirth, neonatal death and congenital disease (collectively defined as congenital syphilis). Given the high efficacy, simplicity and low cost of syphilis testing and treatment, global and regional initiatives to eliminate the mother-to-child transmission of syphilis have been launched. The rate of congenital syphilis is a measure of the impact of programmatic interventions to eliminate the mother-to-child transmission of syphilis.

---

### Numerator

Number of reported congenital syphilis cases (live births and stillbirths) in the past 12 months

---

### Denominator

Number of live births

---

### Calculation

Numerator/denominator

---

### Method of measurement

Routine health information systems. It is important to indicate in the comment section the case definition of congenital syphilis used in your country.

---

### Measurement frequency

The data should be recorded daily and reported quarterly to the national or subnational level. They should also be consolidated annually and reported to WHO.

---

### Disaggregation

None

---

### Additional information requested

Countries should comment on any major differences between the national case definition and the global surveillance case definition, available on page 15 of: Baseline report on global sexually transmitted infection surveillance 2012. Geneva: World Health Organization; 2013 (<http://www.who.int/reproductivehealth/publications/rtis/9789241505895/en/index.html>).

In particular, countries should note whether or not their national case definition counts stillbirths.

---

### Strengths and weaknesses

Diagnosing congenital syphilis is most reliable when specific diagnostic tests are used that are seldom available even in high-income countries. In most countries, therefore, diagnosis relies on clinical history and examination, making surveillance challenging. Although WHO has a global case definition for surveillance purposes, the actual case definition may vary between and within countries and regions.

It is important that countries, when reporting on syphilis, communicate on the extent to which the data are deemed representative of the national population. If a country is unable to report on the denominator, WHO will use the denominator from the United Nations Population Division.

Given the difficulties in diagnosing congenital syphilis, and depending on the case definition used, underreporting and overreporting can be a problem. The likely magnitude of such reporting errors should always be considered when looking at rates of congenital syphilis. However, using a consistent case definition may make trends over time useful.

---

### Further information

Methods for surveillance and monitoring of congenital syphilis elimination within existing systems. Geneva: World Health Organization; 2011 (<https://extranet.who.int/iris/restricted/handle/10665/44790>).

Global guidance on criteria and processes for validation: elimination of mother-to-child transmission of HIV and syphilis. Geneva: World Health Organization; 2014 (<http://apps.who.int/iris/handle/10665/112858>).

---

### 3.1 HIV incidence

Number of people newly infected with HIV in the reporting period per 1000 uninfected population

---

#### What it measures

Progress towards ending the AIDS epidemic

---

#### Rationale

The overarching goal of the global AIDS response is to reduce the number of people newly infected to less than 200 000 in 2030. Monitoring the rate of people newly infected over time measures the progress towards achieving this goal. This indicator is one of the 10 global indicators in the WHO consolidated strategic information guidelines.

---

#### Numerator

Number of people newly infected during the reporting period

---

#### Denominator

Total number of uninfected population (or person-years exposed)

---

#### Calculation

Rate: (Numerator x 1000)/denominator

---

#### Method of measurement

Methods for monitoring incidence can vary depending on the epidemic setting and are typically categorized either as direct or indirect measures. Direct measurement at a population level is preferred but can often be difficult to obtain. As a result, most if not all countries rely on indirect measures or triangulate direct and indirect methods.

Strategies for directly measuring HIV incidence include longitudinal follow-up and repeat testing among individuals who do not have HIV infection and estimation using a laboratory test for recent HIV infection and clinical data in the population. Longitudinal monitoring is often costly and difficult to perform at a population level. Laboratory testing of individuals to determine the recency of infection also raises cost and complexity challenges since a nationally representative population-based survey is typically required to obtain estimates.

---

Indirect methods most frequently rely on estimates constructed from mathematical modelling tools, such as Spectrum or the Asian Epidemic Model. These models may incorporate geographical and population-specific HIV surveys, surveillance, case reporting, mortality, programme and clinical data and, in some instances, assumptions about risk behaviour and HIV transmission. In some instances, countries may wish to triangulate these data with other sources of estimates of the number of people newly infected, including from serial population-based HIV prevalence estimates or estimates of HIV prevalence in young, recently exposed populations.

Note that case-based surveillance systems capturing newly reported people acquiring HIV infection should not be used as a direct source of estimating the number of people newly infected with HIV in the reporting year. Because of reporting delays and underdiagnosis, newly reported cases may not reflect the actual rate of people becoming newly infected. This information may be useful, however, for triangulation or validation purposes, especially when combined with tests for the recency of HIV infection.

Disaggregated data reported for the numerator should be used to monitor progress towards eliminating new child infections and reducing the number of new HIV infections among adolescent girls and young women to below 100 000 per year.

---

#### Measurement frequency

Annually

---

#### Disaggregation

- Sex (male and female)
  - Age (0–14, 15–24, 15–49 and 50+ years)
  - Cities and other administrative areas of importance
- 

#### Additional information requested

The source of the estimate is requested. For countries providing estimates of incidence derived from a source other than Spectrum, please provide any accompanying estimates of uncertainty around the rate and upload an electronic copy of the report describing the calculation if available.

Countries preferably should report a modelled estimate rather than one calculated only from a population-based survey or the number of newly reported cases of HIV infection reported through case-based surveillance. Users now have the option to use their Spectrum estimate or to enter nationally representative population-level data. If Spectrum estimates are chosen, the values will be pulled directly from the software once the national file is finalized.

Please provide city-specific data for this indicator. Space has been created in the data entry sheet to provide information for the capital city as well as one or two other key cities of high epidemiological relevance: for example, those that have the highest HIV burden or have committed to ending AIDS by 2030.

---

---

**Strengths and weaknesses**

Estimates of the rate of new infections and changes over time in this rate are considered the gold standard for monitoring programme impact. However, even in high-risk populations, people becoming newly infected with HIV is a relatively rare event. The accuracy of estimates of incidence and changes in this rate over time can therefore be uncertain. Such uncertainty should be reported when using HIV incidence rates to monitor programme impact, especially when disaggregated by sex and age and for key populations or in specific geographical areas. Countries should use caution when applying incidence rates from small studies to a population more generally.

---

**Further information**

Consolidated strategic information guidelines for HIV in the health sector. Geneva: World Health Organization; 2015 ([http://apps.who.int/iris/bitstream/10665/164716/1/9789241508759\\_eng.pdf?ua=1](http://apps.who.int/iris/bitstream/10665/164716/1/9789241508759_eng.pdf?ua=1)).

Spectrum software. Glastonbury (CT): Avenir Health; 2016 (<http://www.avenirhealth.org/software-spectrum.php>).

---

## 3.2 Estimates of the size of key populations (A–E)

---

### What it measures

Number of people engaging in the specific behaviour that put the given population at risk for HIV transmission or a proxy for those types of behaviour

A. Sex workers

B. Men who have sex with men

C. People who inject drugs

D. Transgender people

E. Prisoners

---

### Rationale

Programme planning for key populations can be more efficient if the size of these populations can be accurately estimated. The figures enable national AIDS programmes, health ministries, donors and not-for-profit and multilateral organizations to efficiently allocate resources to adequately meet the prevention needs of specific populations at higher risk. Size estimates are also important for modelling the HIV epidemic.

---

### Numerator

Not applicable

---

### Denominator

Not applicable

---

### Calculation

Not applicable

---

### Method of measurement

Several methods for estimation are available, including capture-recapture, service multipliers and network scale-up. See the further information section below for specific details.

---

### Measurement frequency

Population size should be estimated every five years. However, any time an integrated biobehavioural survey is implemented, size estimates should be incorporated, if only to add to the database to confirm or refine estimates.

---

### Disaggregation

- By defined key population (sex workers, men who have sex with men, people who inject drugs, transgender people, prisoners).
  - Estimating population sizes by age or sex is generally impractical. However, if a survey measures women who inject drugs or male sex workers, for example, a size estimate should be included.
  - Cities and other administrative areas of importance.
- 

### Additional information requested

To better understand the size estimates submitted, we request that the following additional information be included in the comment box:

- Definition used for the population.
- Method to derive the size estimate.
- Site-specific estimates for all available estimates.

In keeping with efforts to provide more granular data presentations, the latter will offer the opportunity for mapping denominator data with programme data if they are collected in the same survey areas.

If there are subnational data available, please provide the disaggregation by administrative area, city, or site in the space provided. Submit the digital version of any available size estimation reports using the upload tool.

---

### Strengths and weaknesses

The quality of population size estimates varies according to the methods used and the fidelity with which the methods are implemented. Every effort to assess bias and adjust the estimates accordingly should be attempted and explained. Size estimates for small areas should not be presented as national estimates. Either a rational approach to extrapolation should be used and explained or the small area estimates should be submitted for the relevant areas explicitly.

---

### Further information

UNAIDS/WHO Working Group on Global HIV/AIDS and STI Surveillance. Guidelines on estimating the size of populations most at risk to HIV. Geneva: World Health Organization and UNAIDS; 2010 ([http://www.who.int/hiv/pub/surveillance/final\\_estimating\\_populations\\_en.pdf](http://www.who.int/hiv/pub/surveillance/final_estimating_populations_en.pdf)).

---

### 3.3 HIV prevalence among key populations (A-E)

Percentage of specific key populations living with HIV

This indicator is divided into five subindicators:

- A. HIV prevalence among sex workers
- B. HIV prevalence among men who have sex with men
- C. HIV prevalence among people who inject drugs
- D. HIV prevalence among transgender people
- E. HIV prevalence among prisoners

---

#### What it measures

Progress on reducing HIV prevalence among key populations

---

#### Rationale

- A. Sex workers typically have higher HIV prevalence than the general population in both concentrated and generalized epidemics. In many cases, the prevalence among these populations can be more than twice the prevalence among the general population. Reducing the prevalence among sex workers is a critical measure of a national-level response to HIV.
- B. Men who have sex with men typically have the highest HIV prevalence in countries with either concentrated or generalized epidemics. In many cases, the prevalence among these populations can be more than twice the prevalence among the general population. Reducing the prevalence among men who have sex with men is a critical measure of a national-level response to HIV.
- C. People who inject drugs often have high HIV prevalence in countries with either concentrated or generalized epidemics. In many cases, the prevalence among these populations can be more than twice the prevalence among the general population. Reducing the prevalence among people who inject drugs is a critical measure of a national-level response to HIV.
- D. Transgender communities often have higher HIV prevalence than the general population in many settings. In many cases, the prevalence is more than twice that of the general population. Reducing the prevalence among transgender people is an important measure for monitoring the national HIV response.
- E. In many cases, the HIV prevalence among prisoners is greater than the prevalence among the general population. Addressing HIV among prisoners is an important component of the national response.

Countries with generalized epidemics may also have a concentrated subepidemic among one or more key populations at higher risk. If so, calculating and reporting on this indicator for these populations would be valuable for them.

---

#### Numerator

Number of people in a specific key population who test positive for HIV

---

#### Denominator

Number of people in a specific key population tested for HIV

---

#### Calculation

Numerator/denominator

---

#### Method of measurement

A–D. UNAIDS and WHO Working Group on Global HIV/AIDS and STI Surveillance. Guidelines among populations most at risk for HIV. Geneva: World Health Organization and UNAIDS; 2011.

This indicator is calculated using data from HIV tests conducted among respondents in the sentinel site(s) or participants in biobehavioural surveys.

The sentinel surveillance sites used for calculating this indicator should remain constant to allow for tracking changes over time.

E. This indicator is calculated using data from HIV tests conducted by prisons and other closed settings. HIV testing programme data are acceptable. Conducting surveys can be challenging and should therefore not be relied on. Testing should be conducted only with the consent of the prisoners.

---

#### Measurement frequency

Annual

---

#### Disaggregation

- A, C, D and E: sex (female, male and transgender)
- A–E: age (<25 and 25+ years)
- Cities and other administrative areas of importance

---

### Additional information requested

A–E: If there are subnational data available, please provide the disaggregation by administrative area, city, or site in the space provided. Submit the digital version of any available survey reports using the upload tool.

---

### Strengths and weaknesses

In theory, progress in reducing the number of people newly infected with HIV is best assessed by monitoring the changes in incidence over time. In practice, however, prevalence data rather than incidence data are available. In analysing the prevalence data from key populations for assessing the impact of prevention programmes, it is desirable not to restrict analysis to young people but to report on the people newly initiating behaviour that puts them at higher risk of infection, such as by restricting the analysis to people participating in sex work for less than one year, to men who first had sex with another man within the past year or to people initiating injecting drug use within the past year. This type of analysis also has the advantage of not being affected by antiretroviral therapy increasing survival and thereby increasing prevalence.

If prevalence estimates are available, disaggregated by greater than and less than one year in sex work, one year of sexual activity with other men or one year of injecting drugs, countries are strongly encouraged to report this disaggregation in their country progress report and to use the comments field in the reporting tool for this indicator to present disaggregated estimates.

Because of the difficulties in accessing key populations, biases in serosurveillance data are likely to be more significant than in data collected from a less stigmatized population, such as women attending antenatal clinics. If there are concerns about the data, the interpretation should reflect these concerns.

Understanding how the sampled populations relate to any larger populations sharing similar high-risk behaviour is critical to interpreting this indicator. The period during which people belong to a key population is more closely associated with the risk of acquiring HIV than their age. It is therefore desirable not to restrict analysis to young people but to report on other age groups as well.

Trends in HIV prevalence among key populations in the capital city provide a useful indication of the performance of HIV prevention programmes in that city. However, they are not representative of the situation in the country as a whole.

The addition of new sentinel sites will increase the sample's representativeness and therefore provide a more robust point estimate of HIV prevalence. However, adding new sentinel sites reduces the comparability of values over time. As such, using consistent sites when undertaking trend analysis is important.

In previous reporting rounds, several countries have reported the HIV prevalence among subpopulations of transgender women through the additional comments field in the Global AIDS Response Progress Reporting online reporting tool. This demonstrates that the data are feasible to obtain in different settings.

Surveys exclusively covering transgender people are rare. Most data for transgender communities are drawn from surveys of men who have sex with men or sex workers. The risk environment reported in most transgender communities is great, placing transgender women at especially high risk of becoming HIV positive and transmitting the infection. Examples from several Latin American countries demonstrate that successful surveys can be conducted in transgender communities. If transgender women are respondents in surveys of sex workers, include the data with sex workers as a disaggregation. If transgender people are respondents in surveys among men who have sex with men, include the data under the transgender tab.

Prisoners are easily reached with services, while released individuals can be efficiently linked to appropriate care and prevention services. The HIV prevalence can be readily estimated and quickly provide information that can be acted on.

In settings in which high-risk behaviours for HIV transmission are criminalized, there is potential for high HIV prevalence and over-interpreting the results. Full understanding of the prison population is helpful during the analysis, especially the reasons for detention.

---

### Further information

UNAIDS epidemiology publications (<http://www.unaids.org/en/dataanalysis/knownyourepidemic/epidemiologypublications>).

WHO/UNAIDS Working Group on Global HIV/AIDS and STI Surveillance. Guidelines on surveillance among populations most at risk for HIV. Geneva: World Health Organization; 2011 ([http://www.unaids.org/sites/default/files/sub\\_landing/files/20110518\\_Surveillance\\_among\\_most\\_at\\_risk.pdf](http://www.unaids.org/sites/default/files/sub_landing/files/20110518_Surveillance_among_most_at_risk.pdf)).

Operational guidelines for monitoring and evaluation of HIV programmes for sex workers, men who have sex with men, and transgender people. Chapel Hill (NC): MEASURE Evaluation; 2011 (<http://www.cpc.unc.edu/measure/publications/ms-11-49a>).

---

### 3.4 Knowledge of HIV status among key populations (A–D)

Percentage of a key population who know their HIV status

This indicator is divided into four subindicators:

- A. Knowledge of HIV status among sex workers
- B. Knowledge of HIV status among men who have sex with men
- C. Knowledge of HIV status among people who inject drugs
- D. Knowledge of HIV status among transgender people

---

#### What it measures

Progress providing HIV testing services to members of key populations who are living with HIV and measuring against the first 90 of the 90–90–90 target: the percentage of people living with HIV who know their HIV status.

---

#### Rationale

Ensuring that people living with HIV receive the care and treatment required to live healthy, productive lives and reducing the chance of transmitting HIV require that they know their HIV status. In many countries, targeting testing and counselling at locations and populations with the highest HIV burden is the most efficient way to reach people living with HIV and ensure that they know their HIV status. This indicator captures the effectiveness of HIV testing interventions targeting populations at higher risk of HIV infection.

---

#### Numerator

Number of people in key populations who answered question A with “yes”

---

#### Denominator

Number of people in key populations who answered question A

---

#### Calculation

Numerator/denominator

---

#### Method of measurement

A. Do you know your HIV status from an HIV test?

1. No, I have never been tested
2. Yes, I have been tested

B. If yes, when were you last tested?

1. 6 months
2. 6–12 months
3. More than 12 months

C. Was the result of your last test:

1. Positive
2. Negative
3. Indeterminate

Knowing their HIV status means answering yes to A and positive to C if Positive, or Yes to A, 1 or 2 to B and Negative to C.

---

#### Measurement frequency

Annual

---

#### Disaggregation

A, C and D: Gender (female, male and transgender)

A-D: Age (<25 and 25+ years)

- Cities and other administrative areas of importance
-



---

**Additional information requested**

If there are subnational data available, please provide the disaggregation by administrative area, city, or site in the space provided. Submit the digital version of any available survey reports using the upload tool.

---

**Strengths and weaknesses**

HIV testing and counselling is the necessary first step to addressing a person's HIV infection. People living with HIV must be aware of their HIV status and take the subsequent steps towards prevention and treatment services to prevent transmission of the virus. National programmes aim to have 90% of people who are living with HIV know their HIV status. This indicator is reported against this first 90 of the 90-90-90 target. The revision of this indicator strengthens its meaning, providing a more valid measure of progress in assuring that people affected by the HIV epidemic are taking up testing. By using a 12-month reference period, the previous testing indicator failed to capture people known to be living with HIV for a long time. This new formulation corrects that.

The new formulation of this question may not be fully implemented in many surveys yet, leading to reduced reporting in the near term. Respondents may be unwilling to accurately answer questions about their HIV status, leading to under-reporting of testing coverage among people living with HIV.

---

**Further information**

United States Centers for Disease Control and Prevention, WHO, UNAIDS, FHI 360. Biobehavioural survey guidelines for populations at risk for HIV. Atlanta: United States Centers for Disease Control and Prevention; forthcoming.

---

### 3.5 Antiretroviral therapy coverage among people living with HIV in key populations (A–E)

Percentage of the people living with HIV in a key population receiving antiretroviral therapy in the past 12 months

This indicator is divided into five subindicators:

- A. Antiretroviral therapy coverage among sex workers living with HIV
- B. Antiretroviral therapy coverage among men who have sex with men living with HIV
- C. Antiretroviral therapy coverage among people who inject drugs living with HIV
- D. Antiretroviral therapy coverage among transgender people living with HIV
- E. Antiretroviral therapy coverage among prisoners living with HIV

---

#### What it measures

Progress towards providing antiretroviral therapy to people living with HIV in key populations

---

#### Rationale

Antiretroviral therapy has been shown to reduce HIV-related morbidity and mortality among people living with HIV and to reduce the transmission of HIV. People living with HIV in key populations should be able to access mainstream services that provide antiretroviral therapy without fear of facing stigma or discrimination and to be able to receive care from health-care workers who have the clinical knowledge to meet their specific needs. Ideally, all of these mainstream services should meet the standards for becoming sensitized to the need of key populations. Accordingly, antiretroviral therapy coverage is a crucial way of assessing access to mainstream services.

In recent years, the guidelines on eligibility for antiretroviral therapy have changed several times. National guidelines do not always match global guidelines. As a result, antiretroviral therapy coverage has been reported using numerous definitions, including those based on global guidelines, or national guidelines, or both. When guidelines are modified to increase eligibility among people who are living with HIV, coverage estimates will decrease. To avoid multiple antiretroviral therapy coverage values, the number of key population members living with HIV receiving antiretroviral therapy will be presented in relation to the total number of key population members living with HIV.

This indicator will be aligned with the indicator on antiretroviral therapy coverage among all people living with HIV.

---

#### Numerator

Number of respondents living with HIV who report receiving antiretroviral therapy in the past 12 months

---

#### Denominator

Number of respondents living with HIV

---

#### Calculation

Numerator/denominator

---

#### Method of measurement

Biobehavioural surveys

Most treatment programmes do not collect behavioural risks in medical charts, so programme data are of limited use.

---

#### Measurement frequency

Annual

---

#### Disaggregation

A, C, D and E: Sex (female, male and transgender)

A-E: Age (<25 and 25+ years)

- Cities and other administrative areas of importance

---

#### Additional information requested

If there are subnational data available, please provide the disaggregation by administrative area, city, or site in the space provided. Submit the digital version of any available survey reports using the upload tool.

---

---

**Strengths and weaknesses**

This is a new indicator that recognizes the importance of antiretroviral therapy and the need to achieve equity in access to ART. This has not been a standard question in biobehavioural surveys. It is, however, increasingly asked in surveys, including household surveys. Treatment programmes do not collect data on risk behaviour and therefore do not comprise a routine source for this information. Data on treatment distribution permit measurement of the second 90 of the 90–90–90 target and provide information to advocate for equity for treatment access for all key population communities.

It remains unclear how many people will respond accurately to this question in a survey. Additional analysis and research is required to assess the validity of the responses and to improve the elicitation of valid responses in the future.

---

**Further information**

United States Centers for Disease Control and Prevention, WHO, UNAIDS, FHI 360. Biobehavioural survey guidelines for populations at risk for HIV. Atlanta: United States Centers for Disease Control and Prevention; forthcoming.

Tool to set and monitor targets for HIV prevention, diagnosis, treatment and care for key populations: supplement to the 2014 consolidated guidelines for HIV prevention, diagnosis, treatment and care for key populations. Geneva: World Health Organization; 2015 (<http://www.who.int/hiv/pub/toolkits/kpp-monitoring-tools/en>).

---

### 3.6A Condom use among sex workers

Percentage of sex workers reporting using a condom with their most recent client

---

#### What it measures

Progress in preventing exposure to HIV among sex workers through unprotected sex with clients

---

#### Rationale

Various factors increase the risk of exposure to HIV among sex workers, including multiple, non-regular partners and more frequent sexual intercourse. However, sex workers can substantially reduce the risk of HIV transmission, both from clients and to clients, by consistently and correctly using condoms.

Note: countries with generalized epidemics may also have a concentrated subepidemic among sex workers. If so, calculating and reporting on this indicator for this population would be valuable.

---

#### Numerator

Number of sex workers who reported using a condom with their last client

---

#### Denominator

Number of sex workers who reported having commercial sex in the past 12 months

---

#### Calculation

Numerator/denominator

---

#### Method of measurement

Behavioural surveillance or other special surveys

Respondents are asked the following question:

Did you use a condom with your most recent client with whom you had sexual intercourse?

Whenever possible, data for sex workers should be collected through or with civil society organizations that have worked closely with this population in the field.

Access to sex workers and the data collected from them must remain confidential and secure.

---

#### Measurement frequency

Every two years

---

#### Disaggregation

- Sex (female, male and transgender)
  - Age (<25 and 25+ years)
  - Cities and other administrative areas of importance
- 

#### Additional information requested

If there are subnational data available, please provide the disaggregation by administrative area, city, or site in the space provided. Submit the digital version of any available survey reports using the upload tool.

---

#### Strengths and weaknesses

Condoms are most effective when they are used consistently rather than occasionally. The current indicator will overestimate the level of consistent condom use. However, the alternative method of asking whether condoms are always, sometimes or never used in sexual encounters with clients in a specified period is subject to recall bias. Further, the trend in condom use in the most recent sexual act will generally reflect the trend in recent consistent condom use.

This indicator asks about commercial sex in the past 12 months. If data are available on another time period, such as the past three or six months, please include the alternate indicator definition in the metadata in the comments section of the reporting tool.

Surveying sex workers can be challenging. Consequently, the data obtained may not be based on a representative national sample of the key populations at higher risk being surveyed. If there are concerns that the data are not based on a representative sample, the interpretation of the survey data should reflect these concerns. If there are different sources of data, the best available estimate should be used. The report submitted with this indicator should include information on the sample size, the quality and reliability of the data and any related issues.

In previous reporting rounds, several countries have reported the condom use among subpopulations of transgender women through the additional comments field in the Global AIDS Response Progress Reporting online reporting tool. This demonstrates that the data are feasible to obtain in different settings.

To maximize the utility of these data, it is recommended that the same sample used for calculating this indicator be used for calculating the other indicators related to these populations.

---

---

**Further information**

A framework for monitoring and evaluating HIV prevention programmes for most-at-risk populations. Geneva: UNAIDS; 2007 ([http://www.unaids.org/sites/default/files/sub\\_landing/files/17\\_Framework\\_ME\\_Prevention\\_Prog\\_MARP\\_E.pdf](http://www.unaids.org/sites/default/files/sub_landing/files/17_Framework_ME_Prevention_Prog_MARP_E.pdf)).

Practical guidelines for intensifying HIV prevention: towards universal access. Geneva: UNAIDS; 2007 ([http://data.unaids.org/pub/Manual/2007/20070306\\_Prevention\\_Guidelines\\_Towards\\_Universal\\_Access\\_en.pdf](http://data.unaids.org/pub/Manual/2007/20070306_Prevention_Guidelines_Towards_Universal_Access_en.pdf)).

Operational guidelines for monitoring and evaluation of HIV programmes for sex workers, men who have sex with men, and transgender people. Chapel Hill (NC): MEASURE Evaluation; 2011 (<http://www.cpc.unc.edu/measure/publications/ms-11-49a>).

---

### 3.6B Condom use among men who have sex with men

Percentage of men reporting using a condom the last time they had anal sex with a male partner

---

#### What it measures

Progress in preventing exposure to HIV among men who have unprotected anal sex with a male partner

---

#### Rationale

Condoms can substantially reduce the risk of sexually transmitting HIV. Consistently and correctly using condoms is therefore important for men who have sex with men because of the high risk of HIV transmission during unprotected anal sex. In addition, men who have anal sex with other men may also have female partners, who could become infected as well. Condom use with the most recent male partner is considered a reliable indicator of longer-term behaviour.

Note: countries with generalized epidemics may also have a concentrated subepidemic among men who have sex with men. If so, calculating and reporting on this indicator for this population would be valuable.

---

#### Numerator

Number of men who have sex with men who reported using a condom the last time they had anal sex

---

#### Denominator

Number of men who have sex with men who reported having had anal sex with a male partner in the past six months

---

#### Calculation

Numerator/denominator

---

#### Method of measurement

Behavioural surveillance or other special surveys

In a behavioural survey of a sample of men who have sex with men, respondents are asked about sexual partnerships in the past six months, about anal sex within these partnerships and about condom use when they last had anal sex. Condom use applies whether the respondent is the receptive and insertive partner.

Whenever possible, data for men who have sex with men should be collected with civil society organizations that have worked closely with this population in the field.

Access to men who have sex with men and the data collected from them must remain confidential and secure .

---

#### Measurement frequency

Every two years

---

#### Disaggregation

- Age (<25 and 25+ years)
  - Cities and other administrative areas of importance
- 

#### Additional information requested

If there are subnational data available, please provide the disaggregation by administrative area, city, or site in the space provided. Submit the digital version of any available survey reports using the upload tool.

---

#### Strengths and weaknesses

For men who have sex with men, condom use at last anal sex with any partner indicates well the overall levels and trends in protected and unprotected sex in this population. This indicator does not give any idea of risk behaviour in sex with women among men who have sex with both women and men. In countries in which men in the subpopulation surveyed are likely to have partners of both sexes, condom use with female as well as male partners should be investigated. In these cases, data on condom use should always be presented separately for the female and male partners.

This indicator asks about sex between men in the past six months. If data are available for a different time period, such as the past three or 12 months, please include this information in the metadata in the comments section of the reporting tool.

The data obtained may not be based on a representative national sample of the men who have sex with men being surveyed. If there are concerns that the data are not based on a representative sample, the interpretation of the survey data should reflect these concerns. Where different sources of data exist, the best available estimate should be used. The report submitted with this indicator should include information on the sample size, the quality and reliability of the data and any related issues.

To maximize the utility of these data, it is recommended that the same sample used for calculating this indicator be used for calculating the other indicators related to these populations.

---

---

**Further information**

A framework for monitoring and evaluating HIV prevention programmes for most-at-risk populations. Geneva: UNAIDS; 2007 ([http://www.unaids.org/sites/default/files/sub\\_landing/files/17\\_Framework\\_ME\\_Prevention\\_Prog\\_MARP\\_E.pdf](http://www.unaids.org/sites/default/files/sub_landing/files/17_Framework_ME_Prevention_Prog_MARP_E.pdf)).

Practical guidelines for intensifying HIV prevention: towards universal access. Geneva: UNAIDS; 2007 ([http://data.unaids.org/pub/Manual/2007/20070306\\_Prevention\\_Guidelines\\_Towards\\_Universal\\_Access\\_en.pdf](http://data.unaids.org/pub/Manual/2007/20070306_Prevention_Guidelines_Towards_Universal_Access_en.pdf)).

Operational guidelines for monitoring and evaluation of HIV programmes for sex workers, men who have sex with men, and transgender people. Chapel Hill (NC): MEASURE Evaluation; 2011 (<http://www.cpc.unc.edu/measure/publications/ms-11-49a>).

---

### 3.6C Condom use among people who inject drugs

Percentage of people who inject drugs reporting using a condom the last time they had sexual intercourse

---

#### What it measures

Progress in preventing sexual transmission of HIV among people who inject drugs

---

#### Rationale

Safer injecting and sexual practices among people who inject drugs are essential, even in countries in which other modes of HIV transmission predominate, because the risk of HIV transmission from contaminated injecting equipment is extremely high, and people who inject drugs can spread HIV (such as through sexual transmission) to the wider population.

Note: countries with generalized epidemics may also have a concentrated subepidemic among people who inject drugs. If so, calculating and reporting on this indicator for this population would be valuable.

---

#### Numerator

Number of people who inject drugs who reported using a condom the last time they had sex

---

#### Denominator

Number of people who inject drugs who report having injected drugs and having had sexual intercourse in the past month

---

#### Calculation

Numerator/denominator

---

#### Method of measurement

Behavioural surveillance or other special surveys

People who inject drugs are asked the following sequence of questions:

1. Have you injected drugs at any time in the past month?
2. If yes, have you had sexual intercourse in the past month?

If they answer yes to both 1 and 2:

3. Did you use a condom when you last had sexual intercourse?

Whenever possible, data for people who inject drugs should be collected with civil society organizations that have worked closely with this population in the field.

Access to survey respondents and the data collected from them must remain confidential and secure.

---

#### Measurement frequency

Every two years

---

#### Disaggregation

- Sex (female, male and transgender)
  - Age (<25 and 25+ years)
  - Cities and other administrative areas of importance
- 

#### Additional information requested

If there are subnational data available, please provide the disaggregation by administrative area, city, or site in the space provided. Submit the digital version of any available survey reports using the upload tool.

---

#### Strengths and weaknesses

Surveying people who inject drugs can be challenging. Consequently, the data obtained may not be based on a representative national sample of the people who inject drugs being surveyed. If there are concerns that the data are not based on a representative sample, the interpretation of the survey data should reflect these concerns. If there are different sources of data, the best available estimate should be used. The report submitted with this indicator should include information on the sample size, the quality and reliability of the data and any related issues.

The extent of HIV transmission associated with injecting drug use within a country depends on four factors: (1) the size, stage and pattern of dissemination of the national AIDS epidemic; (2) the extent of injecting drug use; (3) the degree to which people who inject drugs use contaminated injecting equipment; and (4) the patterns of sexual mixing and condom use among people who inject drugs and between people who inject drugs and the wider population. This indicator provides information on the third factor. To maximize the utility of these data, it is recommended that the same sample used for calculating this indicator be used for the calculating the other indicators related to these populations.

---



---

**Further information**

WHO, UNODC and UNAIDS. Technical guide for countries to set targets for universal access to HIV prevention, treatment and care for injecting drug users. Geneva: World Health Organization; 2012 ([http://www.who.int/hiv/pub/idu/targets\\_universal\\_access/en/index.html](http://www.who.int/hiv/pub/idu/targets_universal_access/en/index.html)).

A framework for monitoring and evaluating HIV prevention programmes for most-at-risk populations. Geneva: UNAIDS; 2007 ([http://www.unaids.org/sites/default/files/sub\\_landing/files/17\\_Framework\\_ME\\_Prevention\\_Prog\\_MARP\\_E.pdf](http://www.unaids.org/sites/default/files/sub_landing/files/17_Framework_ME_Prevention_Prog_MARP_E.pdf)).

Practical guidelines for intensifying HIV prevention: towards universal access. Geneva: UNAIDS; 2007 ([http://data.unaids.org/pub/Manual/2007/20070306\\_Prevention\\_Guidelines\\_Towards\\_Universal\\_Access\\_en.pdf](http://data.unaids.org/pub/Manual/2007/20070306_Prevention_Guidelines_Towards_Universal_Access_en.pdf)).

UNAIDS, WHO, Measure Evaluation, CDC, USAID, ICASO, UNODC. Operational Guidelines for Monitoring and Evaluation of HIV Programmes for People who Inject Drugs. <https://www.measureevaluation.org/resources/tools/hiv-aids/operational-guidelines-for-m-e-of-hiv-programmes-for-people-who-inject-drugs>

---

### 3.6D Condom use among transgender people

Percentage of transgender people reporting using a condom during their most recent sexual intercourse or anal sex

---

#### What it measures

Progress in preventing exposure to HIV among transgender people through unprotected sex with partners

---

#### Rationale

Safer injecting and sexual practices among people who inject drugs are essential, even in countries in which other modes of HIV transmission predominate, because the risk of HIV transmission from contaminated injecting equipment is extremely high, and people who inject drugs can spread HIV (such as through sexual transmission) to the wider population.

Note: countries with generalized epidemics may also have a concentrated subepidemic among people who inject drugs. If so, calculating and reporting on this indicator for this population would be valuable.

---

#### Numerator

Number of transgender people who reported using a condom in their last sexual intercourse or anal sex

---

#### Denominator

Number of transgender people surveyed

---

#### Calculation

Numerator/denominator

---

#### Method of measurement

Behavioural surveillance or other special surveys

Respondents are asked the following question:

Did you use a condom with your most recent sexual intercourse or anal sex?

Whenever possible, data for transgender people should be collected with civil society organizations that have worked closely with this population in the field.

Access to transgender people and the data collected from them must remain confidential and secure.

---

#### Measurement frequency

Every two years

---

#### Disaggregation

- Gender (transman or transwoman)
  - Age (<25 and 25+ years)
- 

#### Strengths and weaknesses

For transgender people, condom use at last sexual intercourse or anal sex with any partner indicates well the overall levels of and trends in protected and unprotected sex in this population. In countries in which transgender people in the subpopulation surveyed are likely to have partners of both sexes (including transgender people), condom use with female, male and transgender partners should be investigated. In these cases, data on condom use should always be presented separately for female, male and transgender partners.

This indicator asks about sexual intercourse or anal sex in the past six months. If you have data available on another time period, such as the last three or 12 months, please include this additional data in the comments section of the reporting tool.

Surveying transgender people can be challenging. Consequently, the data obtained may not be based on a representative national sample of the key populations at higher risk being surveyed. If there are concerns that the data are not based on a representative sample, the interpretation of the survey data should reflect these concerns. If there are different sources of data, the best available estimate should be used. The report submitted with this indicator should include information on the sample size, the quality and reliability of the data and any related issues.

In previous reporting rounds, several countries have reported condom use among subpopulations of transgender women through the additional comments field in the Global AIDS Response Progress Reporting online reporting tool. This demonstrates that the data are feasible to obtain in different settings.

To maximize the utility of these data, it is recommended that the same sample used for calculating this indicator be used for calculating the other indicators related to these populations.

---

---

**Further information**

A framework for monitoring and evaluating HIV prevention programmes for most-at-risk populations. Geneva: UNAIDS; 2007 ([http://www.unaids.org/sites/default/files/sub\\_landing/files/17\\_Framework\\_ME\\_Prevention\\_Prog\\_MARP\\_E.pdf](http://www.unaids.org/sites/default/files/sub_landing/files/17_Framework_ME_Prevention_Prog_MARP_E.pdf)).

Practical guidelines for intensifying HIV prevention: towards universal access. Geneva: UNAIDS; 2007 ([http://data.unaids.org/pub/Manual/2007/20070306\\_Prevention\\_Guidelines\\_Towards\\_Universal\\_Access\\_en.pdf](http://data.unaids.org/pub/Manual/2007/20070306_Prevention_Guidelines_Towards_Universal_Access_en.pdf)).

Operational guidelines for monitoring and evaluation of HIV programmes for sex workers, men who have sex with men, and transgender people. Chapel Hill (NC): MEASURE Evaluation; 2011 (<http://www.cpc.unc.edu/measure/publications/ms-11-49a>).

---

### 3.7 Coverage of HIV prevention programmes among key populations (A–D)

Coverage of HIV prevention programmes: percentage of people in a key population reporting having received a combined set of HIV prevention interventions

This indicator is divided into four subindicators:

- A. Coverage of HIV prevention programmes among sex workers
- B. Coverage of HIV prevention programmes among men who have sex with men
- C. Coverage of HIV prevention programmes among people who inject drugs
- D. Coverage of HIV prevention programmes among transgender people

---

#### What it measures

People in key populations who received at least two HIV prevention interventions in the past three months

---

#### Rationale

Successfully confronting the HIV epidemic requires combining preventive behaviour and antiretroviral therapy. Coverage with evidence-informed prevention programming is a critical component of the response, the importance of which is reflected in the UNAIDS Strategy.

---

#### Numerator

Number of people in a key population who report receiving two or more of the prevention interventions listed

---

#### Denominator

Number of people in a key population responding

---

#### Calculation

Numerator/denominator

---

#### Method of measurement

There are two ways to measure this indicator. We encourage reporting both programme and survey data.

##### Behavioural surveillance or other special surveys

Percentage of respondents who report receiving at least two of the following HIV prevention services from an NGO, health-care provider or other sources:

- In the past three months, have you been given condoms and lubricant? (for example, through an outreach service, drop-in centre or sexual health clinic)
- In the past three months, have you received counselling on condom use and safe sex? (for example, through an outreach service, drop-in centre or sexual health clinic)
- Have you been tested for sexually transmitted infections in the past three months? (sex workers, transgender people and men who have sex with men)
- Have you received new, clean needles or syringes in the past three months? (people who inject drugs)

##### Programme data

Number of sex workers reached with individual and/or small group-level HIV prevention interventions designed for the target population **and** number of condoms distributed to sex workers

Number of men who have sex with men or transgender people reached with individual and/or small group-level HIV prevention interventions designed for the target population **and** number of condoms + lubricant distributed to men who have sex with men

Number of people who inject drugs reached with individual and/or small group-level HIV prevention interventions designed for the target population **and** number of needles or syringes distributed to people who inject drugs

**Plus**, [3.7.1] Number of service provision sites dedicated to key populations per administrative area

---

#### Measurement frequency

Annual

---

#### Disaggregation

- For surveys: age (<25 and 25+ years) and gender (male, female and transgender)
  - For programme data: none
-

---

**Strengths and weaknesses**

Survey data provide the opportunity to measure the uptake of multiple intervention services by individuals. This indicator shortens the reference period because populations must access services regularly and risky behaviour must be regular. Weaknesses associated with survey data relate to any sampling or response bias and the limited geographical coverage of the information.

Programme data provide a national picture to the extent that programmes offer services nationally. Programme data reflect a national commitment to deliver services to specified key population communities. Programme data do not reflect well the individuals served. Data cannot typically be de-duplicated. Further, analysis of two separate programme data sets can only be considered ecologically. That is, we can see the number of people contacted by programmes and we can see the number of condoms provided by programmes but we cannot know who among the people contacted received condoms.

---

**Additional information requested**

Service provision sites designed specifically for one or more key populations demonstrate commitment to deliver context-sensitive services to communities that are often stigmatized. Please provide the total number of such sites and the total number of first, (e.g., state/province/oblast,) or second, (e.g., county/district,) level administrative areas that have at least one service and the total number in the country. For example, Country A reports 10 needle-syringe programmes across 5 provinces. There are 7 provinces in Country A. If known, please report if the site is operated by the national programme (government) or the community (civil society or NGO),

---

**Further information**

Tool to set and monitor targets for HIV prevention, diagnosis, treatment and care for key populations: supplement to the 2014 consolidated guidelines for HIV prevention, diagnosis, treatment and care for key populations. Geneva: World Health Organization; 2015 (<http://www.who.int/hiv/pub/toolkits/kpp-monitoring-tools/en>).

UNAIDS, WHO, Measure Evaluation, CDC, USAID, ICASO, UNODC. Operational Guidelines for Monitoring and Evaluation of HIV Programmes for People who Inject Drugs. <https://www.measureevaluation.org/resources/tools/hiv-aids/operational-guidelines-for-m-e-of-hiv-programmes-for-people-who-inject-drugs>

---

### 3.8 Safe injecting practices among people who inject drugs

Percentage of people who inject drugs reporting using sterile injecting equipment the last time they injected

---

#### What it measures

Progress in preventing HIV transmission associated with injecting drug use

---

#### Rationale

Safer injecting and sexual practices among people who inject drugs are essential, even in countries in which other modes of HIV transmission predominate, because the risk of HIV transmission from contaminated injecting equipment is extremely high, and people who inject drugs can spread HIV (such as through sexual transmission) to the wider population.

Note: countries with generalized epidemics may also have a concentrated subepidemic among people who inject drugs. If so, calculating and reporting on this indicator for this population would be valuable.

---

#### Numerator

Number of people who inject drugs who report using sterile injecting equipment the last time they injected drugs

---

#### Denominator

Number of people who inject drugs who report injecting drugs in the past month

---

#### Calculation

Numerator/denominator

---

#### Method of measurement

Behavioural surveillance or other special surveys

Respondents are asked the following questions:

1. Have you injected drugs at any time in the past month?

If yes:

2. The last time you injected drugs, did you use a sterile needle and syringe?

Whenever possible, data for people who inject drugs should be collected with civil society organizations that have worked closely with this population in the field.

Access to people who inject drugs and the data collected from them must remain confidential and secure.

---

#### Measurement frequency

Every two years

---

#### Disaggregation

- Gender (female, male and transgender)
  - Age (<25 and 25+ years)
  - Cities and other administrative areas of importance
- 

#### Additional information requested

If there are subnational data available, please provide the disaggregation by administrative area, city, or site in the space provided. Submit the digital version of any available survey reports using the upload tool.

---

#### Strengths and weaknesses

Surveying people who inject drugs can be challenging. The data obtained may therefore not be based on a representative national sample of the people who inject drugs being surveyed. If there are concerns that the data are not based on a representative sample, the interpretation of the survey data should reflect these concerns. If there are different sources of data, the best available estimate should be used. The report submitted with this indicator should include information on the sample size, the quality and reliability of the data and any related issues.

The extent of HIV transmission associated with injecting drug use within a country depends on four factors: (1) the size, stage and pattern of dissemination of the national AIDS epidemic; (2) the extent of injecting drug use; (3) the degree to which people who inject drugs use contaminated injecting equipment; and (4) the patterns of sexual mixing and condom use among people who inject drugs and between people who inject drugs and the wider population. This indicator provides information on the third factor. To maximize the utility of these data, it is recommended that the same sample used for calculating this indicator be used for calculating the other indicators related to these populations.

---

---

**Further information**

WHO, UNODC and UNAIDS. Technical guide for countries to set targets for universal access to HIV prevention, treatment and care for injecting drug users. Geneva: World Health Organization; 2012 ([http://www.who.int/hiv/pub/idu/targets\\_universal\\_access/en/index.html](http://www.who.int/hiv/pub/idu/targets_universal_access/en/index.html)).

A framework for monitoring and evaluating HIV prevention programmes for most-at-risk populations. Geneva: UNAIDS; 2007 ([http://www.unaids.org/sites/default/files/sub\\_landing/files/17\\_Framework\\_ME\\_Prevention\\_Prog\\_MARP\\_E.pdf](http://www.unaids.org/sites/default/files/sub_landing/files/17_Framework_ME_Prevention_Prog_MARP_E.pdf)).

Practical guidelines for intensifying HIV prevention: towards universal access. Geneva: UNAIDS; 2007 ([http://data.unaids.org/pub/Manual/2007/20070306\\_Prevention\\_Guidelines\\_Towards\\_Universal\\_Access\\_en.pdf](http://data.unaids.org/pub/Manual/2007/20070306_Prevention_Guidelines_Towards_Universal_Access_en.pdf)).

UNAIDS, WHO, Measure Evaluation, CDC, USAID, ICASO, UNODC. Operational Guidelines for Monitoring and Evaluation of HIV Programmes for People who Inject Drugs. <https://www.measureevaluation.org/resources/tools/hiv-aids/operational-guidelines-for-m-e-of-hiv-programmes-for-people-who-inject-drugs>

UNAIDS, WHO, Measure Evaluation, CDC, USAID, ICASO, UNODC. Operational Guidelines for Monitoring and Evaluation of HIV Programmes for Sex Workers, Men who have Sex with Men, and Transgender People. <https://www.measureevaluation.org/resources/tools/hiv-aids/operational-guidelines-for-monitoring-and-evaluation-of-hiv-programmes-for-sex-workers-men-who-have-sex-with-men-and-transgender-people/operational-guidelines-for-monitoring-and-evaluation-of-hiv-programmes-for-sex-workers-men-who-have-sex-with-men-and-transgender-people>

---

### 3.9 Needles and syringes distributed per person who injects drugs

Number of needles and syringes distributed per person who injects drugs per year by needle and syringe programmes

---

#### What it measures

Progress in improving the coverage of needles and syringes provided, an essential HIV prevention service for people who inject drugs

---

#### Rationale

Injecting drug use is the main route of transmission for about 10% of the people acquiring HIV globally and 30% of those outside sub-Saharan Africa. Preventing HIV transmission caused by injecting drug use is one of the key challenges in reducing the burden of HIV.

Needle and syringe programmes are one of nine interventions in the WHO, UNODC and UNAIDS comprehensive package for the prevention, treatment and care of HIV among people who inject drugs.

Needle and syringe programmes greatly enhance HIV prevention for people who inject drugs, and a wealth of scientific evidence supports its efficacy in preventing the spread of HIV.

---

#### Numerator

Number of needles and syringes distributed in the past 12 months by needle and syringe programmes

---

#### Denominator

Number of people who inject drugs in the country

---

#### Calculation

Numerator/denominator

---

#### Method of measurement

Programme data used to count the number of needles and syringes distributed (numerator)

Estimation of the number of people who inject drugs in the country (denominator)

---

#### Measurement frequency

Every two years

---

#### Disaggregation

Cities and other administrative areas of importance

---

#### Additional information requested

If there are subnational data available, please provide the disaggregation by administrative area, city, or site in the space provided. Submit the digital version of any available survey reports using the upload tool.

---

#### Strengths and weaknesses

Some difficulties in counting needles and syringes are reported. Some commonly used syringes are 1-ml or 2-ml needle and syringe units; others are syringes to which needles need to be fitted. In most cases, only data on the number of syringes distributed by needle and syringe programmes but not pharmacy sales are available.

Estimating the number of people who inject drugs at the country level presents challenges. People who inject drugs are defined in many ways, and the estimates have ranges. The UNODC publishes estimates of the number of people who inject drugs in the *World drug report*. These estimates may be used. If there is a reason not to use them, please provide the rationale in the comment field.

Countries that have legalized sales of needles and syringes without a prescription may appear to have artificially low coverage with this indicator.

Countries can monitor this indicator against the following coverage levels:

- Low: <100 syringes per person who injects drugs per year.
- Medium: 100–200 syringes per person who injects drugs per year.
- High: >200 syringes per person who injects drugs per year.

These levels are based on studies in low- and middle-income countries investigating the levels of syringe distribution and how these affect HIV transmission. The levels required for preventing hepatitis C are likely to be much higher than those presented here.

---



---

### Further information

The following fully describes this indicator: WHO, UNODC and UNAIDS. Technical guide for countries to set targets for universal access to HIV prevention, treatment and care for injecting drug users. Geneva: World Health Organization; 2012 ([http://www.who.int/hiv/pub/idu/targets\\_universal\\_access/en/index.html](http://www.who.int/hiv/pub/idu/targets_universal_access/en/index.html)).

Needle and syringe programmes [website]. Geneva: World Health Organization; 2016 (<http://www.who.int/hiv/topics/idu/needles/en/index.html>).

Effectiveness of sterile needle and syringe programming in reducing HIV/AIDS among injecting drug users. Geneva: World Health Organization; 2004 (<http://www.who.int/hiv/pub/idu/e4a-needle/en/index.html>).

UNODC Global Assessment Programme on Drug Abuse. Estimating prevalence: indirect methods for estimating the size of the drug problem. Vienna: UNODC; 2003 (<https://www.unodc.org/documents/GAP/GAP%20Toolkit%20Module%202%20Final%20ENGLISH%2002-60052.pdf>).

Hickman M, Taylor C, Chatterjee A, Degenhardt L, Frischer M, Hay G et al. Estimating the prevalence of problematic drug use: a review of methods and their application. *Bull Narcotics*. 2002;54:15–32.

Most-at-risk populations: sampling strategies and design tool [website]. Atlanta: United States Department of Health and Human Services, Centers for Disease Control and Prevention, GAP Surveillance Team; 2009 (<http://globalhealthsciences.ucsf.edu/sites/default/files/content/pphg/surveillance/CDC-MARPs/index.htm>).

For details on the Injecting Drug Users Reference Group and to access reported country-level and global-level estimates of injecting drug use and HIV among people who inject drugs, please visit: <https://ndarc.med.unsw.edu.au/project/injecting-drug-users-reference-group-reference-group-un-hiv-and-injecting-drug-use>.

WHO/UNAIDS Working Group on Global HIV/AIDS and STI Surveillance. Guidelines on estimating the size of populations most at risk to HIV. Geneva: World Health Organization and UNAIDS, 2010 ([http://www.unaids.org/en/media/unaids/contentassets/documents/epidemiology/2011/2011\\_Estimating\\_Populations\\_en.pdf](http://www.unaids.org/en/media/unaids/contentassets/documents/epidemiology/2011/2011_Estimating_Populations_en.pdf)).

WHO/UNAIDS Working Group on Global HIV/AIDS and STI Surveillance. Guidelines on surveillance among populations most at risk for HIV. Geneva: World Health Organization; 2011 ([http://www.unaids.org/en/media/unaids/contentassets/documents/epidemiology/2011/20110518\\_Surveillance\\_among\\_most\\_at\\_risk.pdf](http://www.unaids.org/en/media/unaids/contentassets/documents/epidemiology/2011/20110518_Surveillance_among_most_at_risk.pdf)).

---

### 3.10 Coverage of opioid substitution therapy

Percentage of people who inject drugs receiving opioid substitution therapy

---

#### What it measures

A programme's ability to deliver opioid substitution therapy among people who inject drugs as a method of directly reducing injecting frequency. The target is 40%.

---

#### Rationale

Opioid substitution therapy represents a commitment to treat opioid dependence and reduce the frequency of injecting, preferably to zero. It is the most effective, evidence-based public health tool for reducing use among the people who inject opioids. Opioid substitution therapy provides crucial support for treating other health conditions, including HIV, tuberculosis and viral hepatitis.

---

#### Numerator

Number of people who inject drugs and are receiving opioid substitution therapy at a specified date

---

#### Denominator

Number of opioid-dependent people who inject drugs in the country

---

#### Calculation

Numerator/denominator

---

#### Method of measurement

For the numerator: programme records: for example, opioid substitution therapy registries

For the denominator: size estimation exercises

Biobehavioral surveys can collect this information but are often biased by an inclusion criterion of being a "current injector", whereas people receiving opioid substitution therapy "should" not be injecting anymore.

---

#### Measurement frequency

Annual

---

#### Disaggregation

- Gender (male, female and transgender)
  - Age (<25 and 25+ years)
  - Cities and other administrative areas of importance
- 

#### Additional information requested

If there are subnational data available, please provide the disaggregation by administrative area, city, or site in the space provided. Submit the digital version of any available survey reports using the upload tool.

---

#### Strengths and weaknesses

The population size estimate used as the denominator should be appropriate for the numerator; not all opioid substitution therapy recipients have a history of injecting and not all people who inject drugs use or are dependent on opioids.

---

#### Further information

WHO, UNODC and UNAIDS. Technical guide for countries to set targets for universal access to HIV prevention, treatment and care for injecting drug users. Geneva: World Health Organization; 2012 ([http://www.who.int/hiv/pub/idu/targets\\_universal\\_access/en/index.html](http://www.who.int/hiv/pub/idu/targets_universal_access/en/index.html)).

For a proposed complete set of globally agreed indicators for people who inject drugs, see: People who inject drugs [website]. Geneva: World Health Organization; 2016 (<http://www.who.int/hiv/topics/idu/en/index.html>).

---

### 3.11 Active syphilis among sex workers

Percentage of sex workers with active syphilis

---

#### What it measures

Progress in decreasing high-risk sexual behaviour and intervention efforts to control syphilis among sex workers

---

#### Rationale

Testing sex workers for syphilis is important for their health and for second-generation surveillance purposes.

---

#### Numerator

Number of sex workers who tested positive for active syphilis

---

#### Denominator

Number of sex workers who were tested for active syphilis

---

#### Calculation

Numerator/denominator

---

#### Method of measurement

*Measurement tools.* Data from routine health information systems, sentinel surveillance or special surveys may be used.

*How to measure.* The traditional approach to determining seroprevalence has been to screen with a non-treponemal test that measures reaginic antibody (such as VDRL or RPR) and confirm positive results with a treponemal test that measures treponemal antibody (such as TPHA, TPPA, enzyme immunoassay or rapid treponemal test). Newer, rapid treponemal tests are comparatively easy to use, which encourages the use of these tests for screening, ideally paired with a non-treponemal test that detects reaginic antibody. Whichever approach is used, the proposed indicator requires both a positive non-treponemal test and a positive treponemal test to give a proxy for active infection.

Just a non-treponemal test, or just a treponemal test, although useful in some situations for therapeutic purposes, is not sufficiently specific for surveillance of sex workers. The requirement for both a positive non-treponemal test and a positive treponemal test among sex workers differs from the indicator on syphilis testing in antenatal care attendees because sex workers are more likely to have a history of previous infection. A positive treponemal test measures lifetime exposure, whereas the non-treponemal test better indicates active infection.

---

#### Disaggregation

Gender (male, female and transgender)

---

#### Strengths and weaknesses

*Strengths.* Requiring testing using both non-treponemal and treponemal tests enhances the specificity of the reported numbers of positive tests. In addition, requiring testing using both tests increases the likelihood of identifying active disease.

*Weaknesses.* Requiring testing using both tests increases the difficulty of acquiring data for this indicator.

---

#### Further information

*Quality assurance.* Quality assurance and quality control should be an integral part of syphilis testing to ensure reliable results.

*Use of the data.* Look at trends in comparable groups over time. Compare with data on the trends in syphilis and HIV if these are available.

*Quality control of data and notes for the reporting tool.* Please describe what type of sex workers the data represent and the setting in which the data were collected in the comments field. Do not count multiple tests run on the same person: if a person has been tested more than once in the past 12 months, they should not be counted more than once.

---

## 3.12 Active syphilis among men who have sex with men

Percentage of men who have sex with men with active syphilis

---

### What it measures

Progress in decreasing high-risk sexual behaviour and intervention efforts to control syphilis among men who have sex with men

---

### Rationale

Testing of syphilis among men who have sex with men is important for their health and for second-generation surveillance purposes.

---

### Numerator

Number of men who have sex with men testing positive for active syphilis

---

### Denominator

Number of men who have sex with men tested for active syphilis

---

### Calculation

Numerator/denominator

---

### Method of measurement

*Measurement tools.* Routine health information systems, sentinel surveillance or special surveys.

*How to measure.* The traditional approach to determining seroprevalence has been to screen with a non-treponemal test that measures reaginic antibody (such as VDRL or RPR) and confirm positive results with a treponemal test that measures treponemal antibody (such as TPHA, TPPA, enzyme immunoassay or rapid treponemal test). Newer, rapid treponemal tests are comparatively easy to use, which encourages the use of these tests for screening, ideally paired with a non-treponemal test that detects reaginic antibody. Whichever approach is used, the proposed indicator requires both a positive non-treponemal test and a positive treponemal test to give a proxy for active infection.

Just a non-treponemal test, or just a treponemal test, although useful in some situations for therapeutic purposes, is not sufficiently specific for surveillance of men who have sex with men. The requirement for both a positive non-treponemal test and a positive treponemal test among men who have sex with men differs from the indicator on syphilis testing among antenatal care attendees because men who have sex with men are more likely to have a history of previous infection. A positive treponemal test measures lifetime exposure, whereas the non-treponemal test better indicates active infection.

---

### Disaggregation

None

---

### Strengths and weaknesses

*Strengths.* Requiring testing using both tests enhances the specificity of the reported numbers of positive tests. In addition, requiring testing using both tests increases the likelihood of identifying active disease.

*Weaknesses.* Requiring testing using both tests increases the difficulty of acquiring data for this indicator.

---

### Further information

*Quality assurance.* Quality assurance and quality control should be an integral part of syphilis testing to ensure reliable results.

*Use of the data.* Look at trends in comparable groups over time. Compare with data on trends in syphilis and HIV if these are available.

*Quality control of data and notes for the reporting tool.* Do not count multiple tests run on the same person: if a person has been tested more than once in the past 12 months, they should not be counted more than once. Please describe the setting in which the data were collected in the comments field.

---

### 3.13 HIV prevention programmes in prisons

HIV prevention and treatment programmes offered to prisoners while detained

---

#### What it measures

The number of prisoners who receive HIV preventive or treatment services while incarcerated

---

#### Rationale

Prisoners are often at risk for acquiring HIV when they are released and living in the community. This is especially true for people involved with illicit drug use or where selling sex is illegal. Offering HIV prevention and treatment services in prisons can reduce HIV transmission risk both within the prison and in the community on release. A strong national HIV response will include such services to prisoners.

---

#### Numerator

Number of clean needles distributed to prisoners

Number of prisoners receiving opioid substitution therapy

Number of condoms distributed to prisoners

Number of prisoners receiving antiretroviral therapy

Number of prisoners tested for HIV

Number or percentage of people living with HIV among prisoners

Number or percentage of prisoners with hepatitis C or co-infected with HIV and hepatitis C virus

Number or percentage of prisoners with TB or co-infected with HIV and TB

---

#### Denominator

Not applicable

---

#### Calculation

Not applicable

---

#### Method of measurement

Routine programme data

---

#### Measurement frequency

Annual

---

#### Disaggregation

None

---

#### Additional information requested

Number of prisons offering any HIV prevention or treatment services

---

#### Strengths and weaknesses

Programme data provide a strong picture of services and the burden of HIV among inmates. The indicator informs whether a national programme is taking advantage of serving a readily accessible population at higher risk.

Given the turnover in most prison systems, any programme data provide a snapshot of a given time period. Concerns for confidentiality and the welfare of inmates mitigates against surveys, although they can be useful if they can be conducted safely.

---

#### Further information

UNODC, ILO, UNDP, WHO, UNAIDS. HIV prevention, treatment and care in prisons and other closed settings: a comprehensive package of interventions. Vienna: UNODC; 2013.

---

### 3.14 Viral hepatitis among key populations

Prevalence of hepatitis and coinfection with HIV among key populations

---

#### What it measures

Comorbidity with HIV and potential need for appropriate treatment

---

#### Rationale

Appreciation of hepatitis and HIV coinfection has improved recently. Many people living with HIV receiving antiretroviral therapy are dying from liver disease resulting from untreated viral hepatitis. HIV treatment regimens can be adjusted to treat chronic hepatitis B infection as well. New, highly effective hepatitis C treatment is available and has a high rate of virus clearance regardless of hepatitis C virus subtype. Measuring the hepatitis burden among key populations living with HIV can help national planners determine the resources needed to address the syndemic.

---

#### Numerator

Number of people in a key population who test positive for antibody to hepatitis C virus  
or

Number of people in a key population who test positive for hepatitis B surface antigen

and

Number of people in a key population who also test positive for HIV together with one of the above

---

#### Denominator

Number of respondents tested for both HIV and one or both of hepatitis B and C

---

#### Calculation

Numerator/denominator

---

#### Method of measurement

Integrated Biological and Behavioural Surveillance Survey

---

#### Measurement frequency

Every two years

---

#### Disaggregation

- Age (<25 and 25+ years)
  - Gender (male, female and transgender)
  - Key population
- 

#### Additional information requested

If the testing algorithm is available for hepatitis C screening, please include this information, especially if complementary or PCR testing is conducted.

---

#### Strengths and weaknesses

Probability-based estimates of coinfection with HIV and hepatitis C virus or HIV and hepatitis B virus among key populations are generally unavailable, although several biobehavioural surveys have conducted hepatitis antibody testing. Improving knowledge about coinfection will help to improve treatment programmes and help to maximize the survival of the affected populations. The numbers of people coinfecting are likely to be small, with the possible exception of people who inject drugs, so the confidence intervals will be large.

---

#### Further information

United States Centers for Disease Control and Prevention, WHO, UNAIDS, FHI 360. Biobehavioural survey guidelines for populations at risk for HIV. Atlanta: United States Centers for Disease Control and Prevention; forthcoming.

---

### 3.15 People receiving pre-exposure prophylaxis (PrEP)

Number of people receiving oral PrEP for the first time during the reporting period

---

#### What it measures

Progress towards scaling up PrEP and the expanded Fast-Track target of reaching 3 million people with pre-exposure prophylaxis by 2020

---

#### Rationale

This indicator is key to assessing the availability and uptake of PrEP, especially among people at higher risk of HIV infection. Through data disaggregation, this indicator will also attempt to monitor the availability and use of PrEP by population (age, gender and key population).

The use of antiretroviral medicine before being exposed to HIV by people who are HIV negative can prevent HIV infection. Clinical trials have shown that oral PrEP can reduce the number of people acquiring HIV among serodiscordant couples, heterosexual men, women, men who have sex with men, people who inject drugs and transgender women.

WHO recommends that oral PrEP containing tenofovir disoproxil fumarate (TDF) be offered as an additional prevention choice for people at substantial risk of HIV infection as part of combination HIV prevention approaches. WHO provisionally defines substantial risk of HIV infection as HIV incidence of about 3 per 100 person-years or higher in the absence of PrEP. Implementation should be informed by local information, including the epidemiological context or trends, feasibility, demand as well as individual assessment and consideration of the local environment related to people living with HIV and key populations to protect their safety. The implementation criteria may vary by country.

---

#### Numerator

Number of people who received oral antiretroviral PrEP to prevent HIV infection for the first time during the calendar year

---

#### Denominator

Not applicable

---

#### Calculation

Not applicable

---

#### Method of measurement

The numerator is generated by counting the number of people who received oral PrEP (including WHO-specified regimens that contain TDF, which could be TDF alone, TDF + FTC or TDF + 3TC) for the first time during the reporting period (the previous calendar year), in accordance with national guidelines or WHO/UNAIDS standards. The numerator should include people who received oral PrEP for the first time during the previous calendar year through national programmes, demonstration projects or research.

Age is defined as the age at the time the person initiates PrEP.

If a person identifies as belonging to more than one key population, all that are relevant should be recorded. The sum of the data disaggregated by key populations can therefore be greater than the total.

---

#### Measurement frequency

Data should be collected continuously at the facility level and aggregated periodically, preferably monthly or quarterly. The most recent monthly or quarterly data should be used for annual reporting.

---

#### Disaggregation

- Gender (male, female or transgender)
  - Age (<15, 15+ 15–19, 20–24, 25–49 and 50+ years)
  - Key population (men who have sex with men, sex workers, people who inject drugs and transgender people)
  - Cities and other administrative areas of importance
- 

#### Additional information requested

Please provide city-specific data for this indicator. Space has been created in the data entry sheet to provide information for the capital city as well as one or two other key cities of high epidemiological relevance: for example, those that have the highest HIV burden or have committed to ending AIDS by 2030.

---

---

**Strengths and weaknesses**

This indicator will not capture the number of person-years at risk, since it will not account for how long PrEP is used. It will also not measure the treatment cost, quality, effectiveness or adherence, which vary within and among countries and are likely to change over time.

The availability and use of PrEP will depend on such factors as cost, service delivery infrastructure and quality, legal and policy environment, perceptions of effectiveness and possible side-effects.

Countries with strong monitoring systems and using unique identifiers will likely more accurately estimate the number of people receiving PrEP for the first time during the calendar year than those with aggregate data systems. In countries with weaker monitoring systems, avoiding double-counting of the people receiving PrEP may be difficult, including those who may transfer to another facility to receive medication during the reporting period. In these cases, the number of people receiving PrEP for the first time during the calendar year may be overstated.

---

**Further information**

Consolidated guidelines on the use of antiretroviral drugs for treating and preventing HIV infection: recommendations for a public health approach. Second edition. Geneva: World Health Organization; 2016 ([http://apps.who.int/iris/bitstream/10665/208825/1/9789241549684\\_eng.pdf?ua=1](http://apps.who.int/iris/bitstream/10665/208825/1/9789241549684_eng.pdf?ua=1), accessed 15 November 2016).

---



## Male circumcision indicators

Indicators 3.16 and 3.17 are required only from 16 countries with high HIV prevalence, low levels of male circumcision and generalized heterosexual epidemics: Botswana, Ethiopia, Central African

Republic, Kenya, Lesotho, Malawi, Mozambique, Namibia, Rwanda, South Africa, South Sudan, Swaziland, Uganda, United Republic of Tanzania, Zambia and Zimbabwe.

### 3.16 Prevalence of male circumcision

Percentage of men 15–49 that are circumcised

---

#### What it measures

Progress towards increased coverage of male circumcision

---

#### Rationale

Compelling evidence indicates that male circumcision reduces the risk of men heterosexually acquiring HIV infection by approximately 60%. Three randomized controlled trials have shown that male circumcision provided by well-trained health professionals in properly equipped settings is safe and can reduce the risk of acquiring HIV. WHO/UNAIDS recommendations emphasize that male circumcision should be considered an efficacious intervention for HIV prevention in countries and regions with heterosexual epidemics, high HIV prevalence and low male circumcision prevalence.

---

#### Numerator

Number of male respondents aged 15–49 who report that they are circumcised

---

#### Denominator

Number of all male respondents aged 15–49 years

---

#### Calculation

Numerator/denominator

---

#### Method of measurement

Population-based surveys (Demographic and Health Survey, AIDS Indicator Survey, Multiple Indicator Cluster Surveys or other representative survey)

---

#### Measurement frequency

Every 3–5 years

---

#### Disaggregation

- Age (15–19, 20–24 and 25–49 years)
- Source or practitioner of circumcision procedure: formal health-care system or traditional
- Cities and other administrative areas of importance

---

#### Additional information requested

Please provide city-specific data for this indicator. Space has been created in the data entry sheet to provide information for the capital city as well as one or two other key cities of high epidemiological relevance: for example, those that have the highest HIV burden or have committed to ending AIDS by 2030.

---

#### Strengths and weaknesses

A programme may or may not change the rate of male circumcision. For example, changing societal norms not caused by a programme may lead to changing rates of male circumcision. This indicator measures the total change in the population, regardless of the reasons.

Existing population-based surveys (such as Demographic and Health Surveys) may not accurately measure true male circumcision status because people may lack knowledge of what male circumcision is, be confused about their circumcision status or perceive the social desirability of circumcision status. Other approaches to determining circumcision status might be used: for example, using photographs or drawings (drawings may be more culturally appropriate), prompts or even direct examination. Modelling how changing rates of male circumcision can potential affect HIV incidence requires accurate knowledge of male circumcision status over time.

---

#### Further information

A guide to indicators for male circumcision programmes in the formal health care system. Geneva: World Health Organization and UNAIDS; 2009 ([http://whqlibdoc.who.int/publications/2009/9789241598262\\_eng.pdf](http://whqlibdoc.who.int/publications/2009/9789241598262_eng.pdf)).

### 3.17 Annual number of males voluntarily circumcised

Number of male circumcisions performed according to national standards during the past 12 months

---

#### What it measures

Progress in scaling up male circumcision services

---

#### Rationale

Compelling evidence indicates that male circumcision reduces the risk of men heterosexually acquiring HIV infection by about 60%. Three randomized controlled trials have shown that male circumcision provided by well-trained health professionals in properly equipped settings is safe and can reduce the risk of acquiring HIV. WHO/UNAIDS recommendations emphasize that male circumcision should be considered an efficacious intervention for HIV prevention in countries and regions with heterosexual epidemics, high HIV prevalence and low male circumcision prevalence.

---

#### Numerator

Number of males circumcised during the past 12 months according to national standards

---

#### Denominator

Not applicable

---

#### Calculation

Not applicable

---

#### Method of measurement

Health facility recording and reporting forms, programme data, health information system

---

#### Measurement frequency

Annual

---

#### Disaggregation

- Age (<1, 1–9, 10–14, 15–19, 20–24, 25–49 and 50+ years)
  - Cities and other administrative areas of importance
- 

#### Additional information requested

Please provide city-specific data for this indicator. Space has been created in the data entry sheet to provide information for the capital city as well as one or two other key cities of high epidemiological relevance: for example, those that have the highest HIV burden or have committed to ending AIDS by 2030.

---

#### Strengths and weaknesses

The total number of men and boys circumcised indicates either change in the supply of services or change in demand. Comparing the results against previous values shows where male circumcision services have been newly instituted or where male circumcision volume has changed.

Further disaggregation is recommended at the country level:

- HIV positive by test(s) on site, HIV negative by test(s) on site, HIV indeterminate result by test(s) on site or unknown or refused HIV test;
- type and location of health facility; and
- cadre of the provider.

Disaggregating the number of male circumcisions by HIV status and age will enable the impact of male circumcision programmes on HIV incidence using models to be determined. If a country has given priority to specific age groups, this disaggregation will help to determine whether age-specific communication strategies are creating demand. If the data are available by the type and location of health-care facility where the circumcision was performed, resource allocation needs can be assessed. Disaggregating these data by the cadre of health-care provider will determine whether task-shifting efforts are succeeding and determine resource allocation.

Some programmes will work closely with voluntary HIV testing services to provide HIV testing. A man desiring circumcision may have been recently tested, and an on-site HIV test may be unnecessary. In these cases, the facility may request a written verified result to verify HIV status. There is no specific length of time before male circumcision that the test should have been done, but within three months is suggested. The purpose of testing is not to identify every man who might be HIV positive but to provide HIV testing to men seeking health care and to identify men living with HIV who, if they choose to be circumcised, are likely to be at higher risk of surgical complications (men with chronically infections and with low CD4 counts).

---

#### Further information

A guide to indicators for male circumcision programmes in the formal health care system. Geneva: World Health Organization and UNAIDS; 2009 ([http://whqlibdoc.who.int/publications/2009/9789241598262\\_eng.pdf](http://whqlibdoc.who.int/publications/2009/9789241598262_eng.pdf)).

---

### 3.18 Condom use at last high-risk sex

The percent of respondents who say they used a condom the last time they had sex with a non-marital, non-cohabiting partner, of those who have had sex with such a partner in the last 12 months

---

#### What it measures

Progress towards preventing exposure to HIV through unprotected sexual intercourse among people with non-marital non-cohabiting partners.

---

#### Rationale

Condom use is an important way of protecting against HIV, especially among people with non-regular sexual partners.

---

#### Numerator

The number of respondents who report using a condom the last time they had sex with a non-marital, non-cohabiting partner.

---

#### Denominator

Total number of respondents who report that they had sex with a non-marital, non-cohabiting partner in the last 12 months.

---

#### Calculation

Numerator/denominator

---

#### Method of measurement

Population-based surveys (Demographic Health Survey, AIDS Indicator Survey, Multiple Indicator Cluster Survey or other representative survey)

Respondents' sexual histories are obtained. Analysis of sexual history is used to determine whether the respondent had sex with a non-marital, non-cohabiting partner in the past 12 months and, if so, whether the respondent used a condom the last time the respondent had sexual intercourse with such a partner.

---

#### Measurement frequency

3–5 years

---

#### Disaggregation

- Sex
  - Age (15–19, 20–24 and 25–49 years)
- 

#### Strengths and weaknesses

A rise in this indicator is an extremely powerful indication that condom promotion campaigns are having the desired effect among their principle target market.

Since condom promotion campaigns aim for consistent use of condoms with non-regular partners rather than simply occasional use, some surveys have tried to ask directly about consistent use, often using an always/sometimes/never question. While this may be useful in sub-population surveys, it is subject to recall bias and other biases and is not sufficiently robust for use in a general population survey. Asking about the most recent act of non-cohabiting sex minimises recall bias and gives a good cross-sectional picture of levels of condom use. It is recognised that consistent use of condoms is an important goal. But inevitably, if consistent use rises, this indicator will also rise.

---

#### Further information

Demographic and Health Survey or AIDS Indicator Survey methods and survey instruments (<http://dhsprogram.com/What-We-Do/Survey-Types/AIS.cfm>); [http://hivdata.dhsprogram.com/ind\\_tbl.cfm](http://hivdata.dhsprogram.com/ind_tbl.cfm)

---

## 4.1 Discriminatory attitudes towards people living with HIV

Percentage of women and men 15–49 years old who report discriminatory attitudes towards people living with HIV

---

### What it measures

Progress towards reducing discriminatory attitudes and support for discriminatory policies

---

### Rationale

Discrimination is a human rights violation prohibited by international human rights law and most national constitutions. Discrimination in the context of HIV refers to unfair or unjust treatment (an act or an omission) of an individual based on his or her real or perceived HIV status. Discrimination exacerbates risks and deprives people of their rights and entitlements, fuelling the HIV epidemic. This indicator does not directly measure discrimination but rather measures discriminatory attitudes that may result in discriminatory acts (or omissions). One item in the indicator measures the potential support by respondents for discrimination that takes place at an institution and the other measures social distancing or behavioural expressions of prejudice. The composite indicator can be monitored as a measure of a key manifestation of HIV-related stigma and the potential for HIV-related discrimination within the general population. This indicator could provide further understanding and improve interventions in HIV discrimination by: showing change over time in the percentage of people with discriminatory attitudes; allowing comparisons between national, provincial, state and more local administrations; and indicating priority areas for action.

---

### Numerator

Number of respondents (15–49 years old) who respond no to either of the two questions

---

### Denominator

Number of all respondents (15–49 years old) who have heard of HIV

---

### Calculation

Numerator/denominator

---

### Method of measurement

Population-based surveys (Demographic and Health Survey, AIDS Indicator Survey, Multiple Indicator Cluster Survey or other representative survey)

This indicator is constructed from responses to the following questions in a general population survey from respondents who have heard of HIV.

- Would you buy fresh vegetables from a shopkeeper or vendor if you knew that this person had HIV? (yes, no, don't know/not sure/it depends)
  - Do you think that children living with HIV should be able to attend school with children who are HIV negative? (yes, no, don't know/not sure/it depends)
- 

### Measurement frequency

Every 3–5 years

---

### Disaggregation

- Age (15–19, 20–24 and 25–49 years)
  - Sex
  - Responses for each question (based on the same denominator) are required as well as the consolidated response for the composite indicator
- 

### Explanation of the numerator

The respondents who have never heard of HIV and AIDS should be excluded from the numerator and denominator. Participants who respond don't know/not sure/it depends and those who refuse to answer should also be excluded.

Yes and no responses to each question may not add up to 100% if any participants respond "don't know" or values are missing. Calculating the percentage of people responding no to this question by subtracting the percentage of yes responses from 100% would therefore be inaccurate.

---

### Strengths and weaknesses

This indicator directly measures discriminatory attitudes and support for discriminatory policies.

The question about buying vegetables is virtually identical to one used in a Demographic and Health Survey for monitoring "accepting attitudes" towards people living with HIV, enabling continued monitoring of trends. This question, however, focuses on "no" (discriminatory attitudes) rather than "yes" (accepting attitudes) responses, improving the previous measures for the "accepting attitudes" indicator, since it is applicable in settings with both high and low HIV prevalence and in high-, middle- and low-income countries and is relevant across a wide cultural range. Individual measures and the composite indicator do not rely on the respondent having observed overt acts of discrimination against people living with HIV, which are rare and difficult to characterize and quantify in many contexts. Rather, the individual measures and the composite indicator assess an individual's attitudes, which may more directly influence behaviour.

---

---

The recommended questions assess agreement with hypothetical situations rather than measuring events of discrimination witnessed. Social desirability bias may therefore occur, leading to underreporting of discriminatory attitudes. There is no mechanism for examining the frequency with which discrimination occurs or its severity.

Ideally, in addition to conducting surveys that measure the prevalence of discriminatory attitudes in a community, qualitative data should be collected to inform about the origins of discrimination. It would also be advisable to routinely collect data from people living with HIV on their experiences of stigma and discrimination via the People Living with HIV Stigma Index process ([www.stigmaindex.org](http://www.stigmaindex.org)) and to compare the findings with the data derived from the discriminatory attitudes indicator.

---

#### **Further information**

Thematic segment: non-discrimination. Background note. In: Thirty-first meeting of the UNAIDS Programme Coordinating Board, Geneva, 11–13 December 2012. Geneva: UNAIDS; 2012 ([http://www.unaids.org/en/media/unaids/contentassets/documents/pcb/2012/20121111\\_PCB%2031\\_Non%20Discrimination\\_final\\_newcoverpage\\_en.pdf](http://www.unaids.org/en/media/unaids/contentassets/documents/pcb/2012/20121111_PCB%2031_Non%20Discrimination_final_newcoverpage_en.pdf)).

Stangl A, Brady L, Fritz K. Technical brief: measuring HIV stigma and discrimination. STRIVE. Washington DC and London: International Center for Research on Women and London School of Hygiene and Tropical Medicine; 2012 ([http://strive.lshtm.ac.uk/system/files/attachments/STRIVE\\_stigma%20brief-A4.pdf](http://strive.lshtm.ac.uk/system/files/attachments/STRIVE_stigma%20brief-A4.pdf)).

Stangl A, Lloyd JK, Brady LM, Holland CE, Baral S. A systematic review of interventions to reduce HIV-related stigma and discrimination from 2002 to 2013: how far have we come? *J Int AIDS Soc.* 2013;16(3 Suppl. 2) (<http://www.jiasociety.org/index.php/jias/issue/view/1464>).

Stigma Action Network (<http://www.stigmaactionnetwork.org>).

For more on the methods and survey instruments for the Demographic and Health Survey and AIDS Indicator Survey: <http://dhsprogram.com>.

This indicator provides an important measure of prevalence of discriminatory attitudes towards people living with HIV. More completely assessing progress towards eliminating HIV-related stigma and discrimination and the success or failure of efforts to reduce stigma requires measuring other domains of stigma and discrimination.

---

## 4.2 Avoidance of HIV services because of stigma and discrimination among key populations (A–D)

Avoidance of HIV services because of stigma and discrimination among key populations

This indicator is divided into four subindicators:

- A. Avoidance of HIV services because of stigma and discrimination by sex workers
- B. Avoidance of HIV services because of stigma and discrimination by men who have sex with men
- C. Avoidance of HIV services because of stigma and discrimination by people who inject drugs
- D. Avoidance of HIV services because of stigma and discrimination by transgender people

---

### What it measures

Progress towards reducing discriminatory attitudes and support for discriminatory policies

---

### Rationale

Discrimination is a human rights violation and is prohibited by international human rights law and most national constitutions. Discrimination in the context of HIV refers to unfair or unjust treatment (an act or failing to act) of an individual based on his or her real or perceived HIV status. Discrimination exacerbates risks and deprives people of their rights and entitlements, fuelling the HIV epidemic. HIV-related stigma refers to negative beliefs, feelings and attitudes towards people living with HIV, groups associated with people living with HIV (e.g. the families of people living with HIV) and other key populations at higher risk of HIV infection, such as people who inject drugs, sex workers, men who have sex with men and transgender people.

This indicator directly measures fear of or experienced stigma or discrimination. This indicator could provide further understanding and improve interventions in reducing HIV stigma and discrimination by: (1) showing change over time in the percentage of people perceiving or experiencing stigma, (2) enabling comparisons between national, provincial, state and more local administrations and (3) indicating priority areas for action.

---

### Numerator

Number of respondents who answer yes to one of the following:

Why did you not seek HIV testing/prevention/treatment services?

1. Fear of or concern about stigma by staff or neighbours.
2. Fear of or concern about or experienced violence.
3. Fear of or concern about or experienced police harassment or arrest.

---

### Denominator

Number of respondents

---

### Calculation

Numerator/denominator

---

### Method of measurement

Behavioural surveillance or other special surveys

---

### Measurement frequency

Every 2–3 years

---

### Disaggregation

- A–D: age (<25 and 25+ years)
- A and C: gender (female, male and transgender)
- Cities

---

### Additional information requested

Please provide the questions included in the survey instruments.

Please provide city-specific data for this indicator. Space has been created in the data entry sheet to provide information for the capital city as well as one or two other key cities of high epidemiological relevance: for example, those that have the highest HIV burden or have committed to ending AIDS by 2030.

---

---

**Strengths and weaknesses**

As a measure of stigma and discrimination, this indicator focuses on the outcomes of such behaviour. If perceived or experienced stigma and discrimination is sufficiently severe enough to dissuade people from seeking necessary health services, not only can it readily be identified as a problem but it also affects critical service uptake. Some respondents, however, may experience and perceive important stigmatizing and discriminatory behaviour in their communities but, because of their own resilience or discrete or specialized services, may still seek out services. The indicator is not going to measure achieving zero discrimination but can inform on whether discrimination is reducing service uptake.

---

**Further information**

For further information on stigma and discrimination, and efforts to measure their prevalence, please see: Thematic segment on non-discrimination, 31st meeting of the UNAIDS Programme Coordinating Board. Background note. Geneva UNAIDS; 2012 ([http://www.unaids.org/en/media/unaids/contentassets/documents/pcb/2012/20121111\\_PCB%2031\\_Non%20Discrimination\\_final\\_newcoverpage\\_en.pdf](http://www.unaids.org/en/media/unaids/contentassets/documents/pcb/2012/20121111_PCB%2031_Non%20Discrimination_final_newcoverpage_en.pdf)).

Stangl A, Brady L, Fritz K. Technical brief: measuring HIV stigma and discrimination. Washington (DC) and London: International Center for Research on Women and London School of Tropical Medicine, STRIVE; 2012 ([http://strive.lshtm.ac.uk/system/files/attachments/STRIVE\\_stigma%20brief-A4.pdf](http://strive.lshtm.ac.uk/system/files/attachments/STRIVE_stigma%20brief-A4.pdf)).

Stangl A, Lloyd JK, Brady LM, Holland CE, Baral S. A systematic review of interventions to reduce HIV-related stigma and discrimination from 2002 to 2013: how far have we come? *J Int AIDS Soc.* 2013;16(3 Suppl. 2) (<http://www.jiasociety.org/index.php/jias/issue/view/1464>).

Stigma Action Network (<http://www.stigmaactionnetwork.org>).

For more on the methods and survey instruments for the Demographic and Health Survey and AIDS Indicator Survey: <http://dhsprogram.com>.

---

### 4.3 Prevalence of recent intimate partner violence

Proportion of ever-married or partnered women 15–49 years old who experienced physical or sexual violence from a male intimate partner in the past 12 months

---

#### What it measures

Progress in reducing the prevalence of intimate partner violence against women, as an outcome itself and as a proxy for gender inequality

An intimate partner is defined as a cohabiting partner, whether or not they were married at the time. The violence could have occurred after they separated.

---

#### Rationale

Globally, especially in sub-Saharan Africa, high rates of HIV infection among women have brought into sharp focus the problem of violence against women. There is growing recognition that deep-rooted, pervasive gender inequalities, especially violence against women and girls, shape their risk of and vulnerability to HIV infection. Violence and HIV have been linked through direct and indirect pathways. Studies in many countries indicate that many women have experienced violence in some form or another at some point in their life. WHO estimates that one in three women globally has experienced intimate partner violence and/or non-partner sexual violence.

---

#### Numerator

Women 15–49 years old who have or have ever had an intimate partner and report experiencing physical or sexual violence from at least one of these partners in the past 12 months. See the numerator explanation below for the specific acts of physical or sexual violence to include.

---

#### Denominator

Total number of women 15–49 years old surveyed who currently have or have had an intimate partner

---

#### Calculation

Numerator/denominator

---

#### Method of measurement

Population-based surveys already being used within countries, such as WHO multicountry surveys, Demographic and Health Surveys or AIDS Indicator Surveys (domestic violence module) and the International Violence against Women Surveys.

Collecting data on violence against women requires special methods ensuring that information is gathered in a manner adhering to ethical and safety standards, that does not pose a risk to study participants and maximizes data validity and reliability.

---

#### Measurement frequency

3–5 years

---

#### Disaggregation

- Age (15–19, 20–24 and 25–49 years)
  - HIV status (if available)
- 

#### Explanation of the numerator

Ever-married or -partnered women 15–49 years old include those who have ever been married or have had an intimate partner. They are asked whether they have experienced physical or sexual violence from a male intimate partner in the past 12 months. Physical or sexual violence is determined by asking whether their partner did any of the following:

- Slapped her or threw something that could hurt her.
- Pushed or shoved her.
- Hit her with a fist or something else that could hurt her.
- Kicked, dragged or beat her up.
- Choked or burned her.
- Threatened or used a gun, knife or other weapon against her.
- Physically forced her to have sexual intercourse against her will.
- Forced her to do something sexual she found degrading or humiliating.
- Made her afraid of what would happen if she did not have sexual intercourse.

The numerator includes those reporting at least one incident corresponding to any item in the past 12 months.

---

#### Explanation of the denominator

Total number of women 15–49 years old surveyed who currently have or had an intimate partner.

---



---

### Strengths and weaknesses

This indicator assesses progress in reducing the proportion of women experiencing recent intimate partner violence as an outcome in and of itself. It should also be interpreted as a proxy for gender equality. A change over time in the prevalence of recent violence will indicate a change in the level of gender equality, one of the structural factors driving the HIV epidemic.

The indicator focuses on recent intimate partner violence rather than any experience of it, to enable progress to be monitored. Any experience of intimate partner violence would show little change over time, no matter what the level of programming, since the numerator would include the same women as long as they fell into the target age group. Sustained reductions in intimate partner violence are not possible without fundamental changes in unequal gender norms, relations at the household and community levels, women's legal and customary rights, gender inequalities in access to health care, education and economic and social resources and male involvement in reproductive and children's health. Nor is this possible without promoting men's responsibility for HIV prevention. Changes in this intimate partner violence indicator will measure changes in the status and treatment of women in all societal domains, which directly and indirectly contribute to reduced risk of HIV transmission.

Even when WHO ethical and safety guidelines are adhered to and interviews are conducted in privacy, some women will not disclose information. This means that the estimates will probably be more conservative than the actual level of violence in the surveyed population.

The complex relationship between violence against women and HIV has been conceptually illustrated in a review of the state of evidence and practice in developing and implementing strategies addressing the intersection of violence and HIV. For more than a decade, research worldwide has documented the link between violence against women and HIV. Studies have demonstrated an association between violence against women and HIV as both a contributing factor for infection and a consequence of infection. This relationship operates through a variety of direct and indirect mechanisms.

- Fear of violence may keep women from insisting that a male partner whom they suspect is living with HIV use a condom.
- Fear of intimate partner violence may keep women from disclosing their HIV status or seeking treatment.
- Forced vaginal penetration increases the likelihood of HIV transmission.
- Rape is one manifestation of gender inequality and can result in HIV infection, although it represents a minority of cases.
- Rape and other sexual and physical abuse can result in mental distress that is manifested in high-risk sexual behaviour, increasing the chances of HIV transmission.

---

### Further information

Investing in gender equality: ending violence against women and girls. New York: UN Women; 2010 (<http://www.unwomen.org/en/digital-library/publications/2010/1/ending-violence-against-women-and-girls-unifem-strategy-and-information-kit>).

WHO, UNAIDS. Addressing violence against women and HIV/AIDS: what works? Geneva: World Health Organization; 2010 (<http://www.who.int/reproductivehealth/publications/violence/9789241599863/en>).

Programme on International Health and Human Rights, Harvard School of Public Health. Gender-based violence and HIV. Cambridge (MA): Harvard School of Public Health; 2009.

Maman S, Campbell J, Sweat MD, Gielen AC. The intersections of HIV and violence: directions for future research and interventions. *Soc Sci Med*. 2000;50:459–478.

WHO, Department of Reproductive Health and Research, London School of Hygiene and Tropical Medicine, South African Medical Research Council. Global and regional estimates of violence against women. Prevalence and health effects of intimate partner violence and non-partner sexual violence. Geneva: World Health Organization; 2013 (<http://www.who.int/reproductivehealth/publications/violence/9789241564625/en>).

WHO, UNAIDS. 16 ideas for addressing violence against women in the context of the HIV epidemic: a programming tool. Geneva: World Health Organization; 2013 ([http://www.who.int/reproductivehealth/publications/violence/vaw\\_hiv\\_epidemic/en](http://www.who.int/reproductivehealth/publications/violence/vaw_hiv_epidemic/en)).

Unite with women—unite against violence and HIV. Geneva: UNAIDS; 2014 ([http://www.unaids.org/en/resources/documents/2014/20140312\\_JC2602\\_UniteWithWomen](http://www.unaids.org/en/resources/documents/2014/20140312_JC2602_UniteWithWomen)).

World Health Organization and London School of Hygiene and Tropical Medicine. Preventing intimate partner and sexual violence against women: taking action and generating evidence. Geneva: World Health Organization; 2010 (<http://www.who.int/reproductivehealth/publications/violence/9789241564007/en>).

Dunkle KL, Decker MR. Gender-based violence and HIV: reviewing the evidence for links and causal pathways in the general population and high-risk groups. *Am J Reprod Immunol*. 2013;69(Suppl. 1):20–26.

Adolescents and young women. In: The gap report. Geneva: UNAIDS; 2014 :132–145 ([http://www.unaids.org/en/media/unaids/contentassets/documents/unaidspublication/2014/unaids\\_gap\\_report\\_en.pdf](http://www.unaids.org/en/media/unaids/contentassets/documents/unaidspublication/2014/unaids_gap_report_en.pdf)).

---

## 5.1 Young people: Knowledge about HIV prevention

Percentage of women and men 15–24 years old who correctly identify both ways of preventing the sexual transmission of HIV and reject major misconceptions about HIV transmission

---

### What it measures

Progress towards universal knowledge of the essential facts about HIV transmission

---

### Rationale

HIV epidemics are perpetuated primarily through the sexual transmission of infection to successive generations of young people. Sound knowledge about HIV and AIDS is necessary (although often insufficient) for adopting behaviour that reduces the risk of HIV transmission.

---

### Numerator

Number of respondents 15–24 years old who correctly answered all five questions

---

### Denominator

Number of all respondents 15–24 years old

---

### Calculation

Numerator/denominator

---

### Method of measurement

Population-based surveys (Demographic and Health Survey, AIDS Indicator Survey, Multiple Indicator Cluster Survey or other representative survey)

This indicator is constructed from responses to the following set of prompted questions:

1. Can the risk of HIV transmission be reduced by having sex with only one uninfected partner who has no other partners?
  2. Can a person reduce the risk of getting HIV by using a condom every time they have sex?
  3. Can a healthy-looking person have HIV?
  4. Can a person get HIV from mosquito bites?
  5. Can a person get HIV by sharing food with someone who is infected?
- 

### Measurement frequency

Preferred: every two years; minimum: every 3–5 years

---

### Disaggregation

- Age (15–19 and 20–24 years)
  - Sex (male and female)
- 

### Explanation of the numerator

The first three questions should not be altered. Questions 4 and 5 ask about local misconceptions and may be replaced by the most common misconceptions in your country. Examples include: “Can a person get HIV by hugging or shaking hands with a person who is infected?” and “Can a person get HIV through supernatural means?”

Those who have never heard of HIV and AIDS should be excluded from the numerator but included in the denominator. An answer of “don’t know” should be recorded as an incorrect answer.

Scores for each of the individual questions (based on the same denominator) are required as well as the score for the composite indicator.

---

### Strengths and weaknesses

The belief that a person who looks healthy cannot be living with HIV is a common misconception that can result in unprotected sexual intercourse with infected partners. Rejecting major misconceptions about the modes of HIV transmission is as important as correct knowledge of the actual modes of transmission. For example, belief that HIV is transmitted through mosquito bites can weaken motivation to adopt safer sexual behaviour, and belief that HIV can be transmitted through sharing food reinforces the stigma faced by people living with HIV.

This indicator is especially useful in countries in which knowledge about HIV and AIDS is poor because it enables easy measurement of incremental improvements over time. However, it is also important in other countries, since it can be used to ensure that pre-existing high levels of knowledge are maintained.

---

### Further information

Demographic and Health Survey and AIDS Indicator Survey methods and survey instruments (<http://dhsprogram.com/What-We-Do/Survey-Types/AIS.cfm>).

---

## 5.2 Demand for family planning satisfied by modern methods

Percentage of women of reproductive age (15–49 years old) who have their demand for family planning satisfied with modern methods

---

### What it measures

Progress towards increasing the capacity of women and adolescent girls to access sexual and reproductive health services using the most effective methods

---

### Rationale

This indicator assesses progress towards increasing the capacity of women and adolescent girls to access sexual and reproductive health services and being able to exercise their right to control and freely decide on matters related to their sexuality and sexual and reproductive health. It reflects the right of women and adolescent girls to decide whether and when to have children and having the methods to implement this decision.

This indicator is also used to measure progress towards Sustainable Development Goals target 3.7, which aims to ensure universal access to sexual and reproductive health-care services, including for family planning, information and education, and integrating reproductive health into national strategies and programmes by 2030.

Sexual and reproductive health services are also an entry point for HIV prevention, treatment, care and support services, and their integration will be key to ensuring the sustainability of HIV-related services.

---

### Numerator

Number of women 15–49 years old who are using modern contraceptive methods

---

### Denominator

Total number of women 15–49 years old with a demand for family planning

---

### Calculation

Numerator/denominator

---

### Method of measurement

Population-based surveys (Demographic and Health Survey or other representative survey)

---

### Measurement frequency

Every 3–5 years

---

### Disaggregation

Age (15–19, 20–24, 25–49 and 15–49 years)

---

### Explanation of the numerator

The numerator includes all women 15–49 years old who were using modern contraceptive methods at the time of the survey. The following are considered modern contraceptive methods:

- The pill (oral contraceptives)
  - Intrauterine device (IUD)
  - Injectables
  - Female sterilization
  - Male sterilization
  - Female condoms
  - Male condoms
  - Implants
  - Emergency contraception
  - Standard days method
  - Lactational amenorrhoea method (LAM)
  - The diaphragm
  - Foam or jelly.
-

---

### Explanation of the denominator

The denominator includes all women of reproductive age (15–49 years old) who have a demand for family planning. Women are considered to have a demand for family planning if they want to delay, space or limit childbearing. A woman is considered to have a demand for family planning if:

- She or her partner is currently using a contraceptive method.; or,
- She has an unmet need for family planning:
  - Women who are currently pregnant or postpartum amenorrhoeic whose current pregnancy or last birth was unwanted or mistimed., or,
  - Women who are currently married or sexually active and able to become pregnant who say that they want to delay pregnancy by two or more years or do not know when or whether they want any more children and who are not currently using any contraceptive method.

A detailed explanation of the calculation of unmet need can be found in the following document: *Revising unmet need for family planning: DHS Analytical Studies 25* (<https://dhsprogram.com/pubs/pdf/AS25/AS25%5B12June2012%5D.pdf>).

The denominator includes women who are not using any contraceptive method as well as those who are using a modern or a traditional contraceptive method.

---

### Strengths and weaknesses

By referring to modern methods, this indicator measures access to more effective methods of contraception, which will lead to fewer unwanted pregnancies and improved maternal and child health.

Construction of this indicator requires complex calculations. The consistent application of a standard definition can provide measures of demand for family planning satisfied by modern methods that are comparable over time and across countries.

---

### Further information

Demand satisfied by modern methods indicator snapshot [video]. Rockville (MD): DHS Programme; 2016 (<https://www.youtube.com/watch?v=RceOuljWkY&feature=youtu.be>).

Bradley, Sarah E.K., Trevor N. Croft, Joy D. Fishel, and Charles F. Westoff. 2012. *Revising Unmet Need for Family Planning*. DHS Analytical Studies No. 25. Calverton, Maryland, USA: ICF International (<https://dhsprogram.com/pubs/pdf/AS25/AS25%5B12June2012%5D.pdf>).

---

## 8.1 Total HIV expenditure

Domestic and international HIV expenditure by programme categories and financing sources

---

### What it measures

Financing flows and expenditures of in-country HIV programmes/services by source in a standardized and comparable manner according to mutually exclusive categories. The HIV expenditures by programme or service here reported would need to be consistent with the number of people who have received the services reported elsewhere.

---

### Rationale

The international and domestic resource availability for the HIV response reached an estimated US\$ 19 billion in low- and middle-income countries by the end of 2015. Achieving country -and global- targets requires increased focus, resources, programme effectiveness and efficiency to provide the HIV care, treatment and prevention to reduce HIV incidence and extend life.

It is critical to identify long-term, sustainable financing sources including domestic resource mobilization, to maintain and build upon the successes achieved. Yet, filling the financing gap and pursuing efficient resource allocation can only be achieved by assessing and managing the resources available and their use.

The quantification of financing flows and expenditures helps to examine the questions of who benefits from HIV programmes and to determine the current state of allocations for HIV programmes/services in the targeting of key or other specific populations.

The National AIDS Spending Assessment classifications and definitions developed by UNAIDS are recommended as the framework to track and report HIV expenditure.

NASAs have been applied in more than 70 countries worldwide. NASA's classifications were defined by aligning the AIDS Spending Categories (ASC) to the programmes or services costed as part of the resource needs estimation process, which are the interventions/services with known impact on the HIV-relevant outcomes, i.e. HIV incidence and AIDS-related mortality. In addition, NASAs provide a comprehensive set of mutually exclusive AIDS Spending Categories (ASC) to classify additional expenditures that may exist in any given country, even if they do not correspond to the resource needs estimation. The alignment between resources available and resource needs by specific services or programmes was designed to measure the financing gap and indicate insufficiency of resources or potential efficiency gains to be achieved by each programme for the combination of sources and providers.

There are other resource tracking approaches which have also been applied to assess HIV expenditures from domestic and international sources, including Health Accounts, Budget reviews, and ad-hoc surveys. We recommend the use of social accounting frameworks (NASA and SHA) to best report on this indicator.

The indicator and sub-indicators here described can be extracted directly from a NASA exercise. Other approaches may or may not directly provide the whole set of sub-indicators here listed. In such instances, it is recommended to provide the information in the AIDS funding matrix at the level of granularity available from the resource tracking methodology employed by the country and explicitly indicate the non-availability of disaggregated information as applicable.

As in previous years, the basis for this report is the National Funding Matrix, a reporting template which sets out HIV programme areas disaggregated by individual interventions or services and by financing source. This matrix was designed to include the totality of resources invested in HIV in a given year by all sources, thus there is a longer list of services/programmes which can be used to describe the use of the resources, while only a subset will be used to inform the sub-indicators.

The vast majority of the AIDS Spending Categories (ASCs) or the sub-indicators are not new, but are drawn from existing frameworks and are now structured around the 10 commitments derived from the 2016 Political Declaration on HIV and AIDS: On the Fast-Track to accelerate the fight against HIV and to end the AIDS epidemic by 2030.

The indicator to be reported is "Total HIV Expenditure" by services or programme categories and by financing sources. There are eight core sub-indicators as outlined hereafter:

COMMITMENT 8: Ensure that HIV investments increase to US\$ 26 billion by 2020, including a quarter for HIV prevention and 6% for social enablers

8.1. Total HIV Expenditure (by service/programme category and financing source)

- A. Expenditure on HIV testing and counselling (non-targeted)
  - B. Expenditure on antiretroviral therapy (adults and paediatric)
  - C. Expenditure on HIV-specific laboratory monitoring (CD4 cell counts, VL quantification)
  - D. Expenditure on TB/HIV
  - E. Expenditure on the five pillars of combination prevention:
    - *Prevention for young women and adolescent girls (10-24 years, exclusively in high prevalence countries)*
    - *Voluntary medical male circumcision (exclusively in high prevalence countries)*
    - *Pre-exposure prophylaxis (PrEP) stratified by key population (gay men and other men who have sex with men (MSM); sex workers; persons who inject drugs (PWIDs); transgender persons; prisoners; young women and adolescent girls (10-24 years); serodiscordant couples)*
    - *Condoms (non-targeted)*
    - *Prevention among key populations (gay men and other MSM; sex workers and their clients; PWIDs; transgender people; prisoners and other incarcerated people).*
  - F. Expenditure on prevention of vertical transmission of HIV
  - G. Expenditure on social enablers
  - H. Expenditure on cash transfer for young women and girls (10-24 years, high prevalence countries; HIV-earmarked budgets)
-

---

The definition of the core sub-indicators and associated criteria such as scope, disaggregation, target populations, methods of measurement are summarily provided below. More detailed information on the full range of HIV programme areas and interventions is provided in Annex 2. In addition, to assist with data collection and reporting Annex 2 provides a crosswalk between HIV programme categories of the national funding matrix and the AIDS Spending Categories of the National AIDS Spending Assessment. The definition, scope and boundaries for the services included in the National Funding Matrix to be reported in the online reporting tool will be described in more detail in the indicator registry.

The vast majority of the core sub-indicators had been reported in previous cycles and are part of the existing guidance. The few exceptions are highlighted in Annex 2. The most salient new sub-indicator relates to pre-exposure prophylaxis (PrEP) stratified by key population. The new sub-indicators may require additional data collection which may be different to the previous reporting cycles. Any new sub-indicators are highlighted as "new" in Annex 2.

---

**Numerator**

Not applicable

---

**Denominator**

Not applicable

---

**Data type**

Currency and monetary values

---

**Calculation**

Social accounting and costing principles are applied. Rules, frameworks and principles are described in the specific manuals and guidelines (links provided below).

The calculation of each service/programme or sub-indicator may have individual characteristics to ensure proper accounting of all components (e.g. direct and shared costs of service provision) and to avoid double counting; these calculations may be different by each financing source and service delivery modality (or even by provider of services). Further guidance is available in the respective guidelines and manuals listed at the end of this section.

The quantification is limited to in-country expenditures and disaggregates the expenditures using international development assistance funds and the expenditures incurred using public or private funds.

There are certain requirements for data collection and quality to ensure reliability and validity of the indicators to assure credibility.

The conciliation of top-down estimates (from the financing sources) and bottom-up (from the costing of service delivery) provides the best assessment of the total HIV in-country spending.

Financial and programme records from providers or service delivery organizations are the basis for data collection.

There are documented significant discrepancies between budgetary allocations and actual expenditures. Thus budget analysis is not recommended as the sole basis to report total in-country HIV expenditure.

It might be good practice to validate expenditures funded by international sources, national financing sources and financing agents, as well as all relevant stakeholders.

---

**Method of measurement**

*Primary:*

- National AIDS Spending Assessments (NASA)

*Alternative:*

- System of Health Accounts 2011 (SHA-2011)

*Note:*

- Countries may use centrally produced results for PEPFAR Expenditure Analysis to report on in-country expenditure financed by PEPFAR and the different agencies involved.
  - Health Accounts using the System of Health Accounts-2011 framework with full disease distribution attempt to capture top-level elements of National AIDS spending categories. However, depending on the objectives of a given resource-tracking exercise, the System of Health Accounts 2011 may or may not inform on the totality of HIV granular expenditure (disaggregated by programme) as required. The SHA-2011 accounting framework may have to be supplemented by costing principles to disaggregate HIV part of the joint costs incurred by the system.
- 

**Data collection tools**

Countries develop their reports on HIV expenditure by programme/service categories and financing sources using the national funding matrix template. A full range of HIV programme categories is provided in the Annex 2. If countries have developed a full and proper NASA, the filling of the funding matrix constitutes only an output template from the exercise. If countries have developed a health account using the SHA-2011 framework, the cells of the funding matrix can be filled, particularly for the international sources, and in some cases for the domestic financing.

---

---

### Measurement frequency

Annually for calendar or fiscal year. Since the final results of any accounting exercise may take time longer than the deadline for annual reporting, countries may submit preliminary results which will be substituted when final results are available. In this reporting cycle, we suggest that countries submit up any number of annual final reports available from the last 5 years, indicating their status as preliminary or final and whether these substitute previous reports. It is not required to re-submit the data that have previously been reported and remained unchanged. UNAIDS team can be contacted for assistance if countries would like to submit more recent reports on expenditures prior to 2010.

---

### Disaggregation

- Financing source
  - HIV and AIDS programme categories
  - For selected sub-indicators, countries are encouraged to report expenditures on the most salient commodities under such programme (e.g. Antiretrovirals in the antiretroviral treatment sub-indicator) separately from the rest of other direct and indirect expenditures like service delivery, etc.
- 

### Strengths and weaknesses

Countries which have implemented a full National AIDS Spending Assessment (NASA) appropriately are able to fill the template with an output table from the NASA exercise. However, NASAs are labor intensive (and potentially relatively costly) and take time to be properly developed, use a combination of accounting and costing techniques, thus the costing estimates are not certified data as some accounting principles might require. Final country estimates need to be validated with all stakeholders and triangulated to increase reliability and validity.

The countries which have implemented a SHA-2011 annual exercise may need to ensure that the allocation keys used to estimate HIV expenditures from the utilization of the health system are updated and allow the granular data for domestic sources. This process may not use certified data as some accounting principles might require. Countries which have just started the process of full-distributional health accounts need to validate the results with other existing sources and all stakeholders to increase reliability and validity of the estimates, in particular the overall level, potential duplication and significant unaccounted expenditures. The non-health expenditures need to be added. The implementation of health accounts need medium- to long-term planning, are resource intensive and depend on coordination between health accountants and programme managers.

Countries using budget analysis need to ensure that allocated budgets were actually spent as planned -or otherwise, and supplement the estimates for the expenditures which do not occur based on an earmarked budget.

---

### List of core sub-indicators and associated statistical metadata

Sub-indicators	Disaggregation	Target population	What it measures
8.1. Total HIV expenditure	Funding source, service/ programme category	Not Applicable	Total expenditure from all sources spent on HIV and AIDS at the national level, including health and non-health.
A. Expenditure on HIV testing and counselling (non-targeted; specific commodities separately)	Funding source	General population under specific indications	HIV testing and counselling is used to refer to all services involving HIV testing provided with counselling, including: client-initiated HIV testing and counselling; provider-initiated testing and counselling; HTC as part of a campaign, or through outreach services or through home-based testing.  Direct expenditures in the purchase of reagents for laboratory and rapid tests to be reported separately from other costs as available.
B. Expenditure on antiretroviral (ARV) therapy (adults and pediatric; specific commodities separately)	Funding source, adults and children (younger than 15 years old)	Persons living with HIV	Antiretroviral therapy.  Direct expenditures in the purchase of antiretrovirals separately from other from other costs as available).
C. Expenditure on HIV-specific laboratory monitoring (specific commodities separately)	Funding source	Persons living with HIV on Antiretroviral Therapy	Diagnostic services related to HIV clinical monitoring.  Direct expenditures in the purchase of reagents for laboratory for CD4+ cell counts and viral load quantification separately from other commodities and service delivery from other costs as available).

---

D. Expenditure on TB/ HIV  (specific commodities separately)	Funding source	Persons living with HIV and people living with tuberculosis	Examinations, clinical monitoring, related laboratory services, treatment and prevention of TB (including isoniazid and drugs for treating active TB) as well as screening and referring clients of TB clinics for HIV testing and clinical care.  Direct expenditures in the purchase of drugs for the treatment and prevention of tuberculosis (including isoniazid and drugs for treating active Tb) separately from other commodities and service delivery costs as available.
E. Expenditure on the five pillars of combination prevention  (specific commodities separately)	Funding source, five pillars of combination prevention: <ul style="list-style-type: none"> <li>▪ Prevention for young women and adolescent girls (10-24 years, exclusively high prevalence countries)</li> <li>▪ Voluntary medical male circumcision (exclusively high prevalence countries)</li> <li>▪ Pre-exposure prophylaxis (PrEP) stratified by key population (gay men and other MSM; sex workers; PWIDs; transgender people; prisoners; young women and adolescent girls; serodiscordant couples).</li> <li>▪ Condoms (non-targeted)</li> <li>▪ Prevention among key populations (gay men and other MSM; sex workers and their clients; PWIDs; transgender people; prisoners).</li> </ul>	General population, key populations	This subset of prevention services is labelled and defined as combination prevention. The rest of the HIV prevention services are to be specified within the categories of the national funding matrix as part of broader prevention services.  This subset includes prevention services specifically designed and delivered for each of the key populations, including prevention services for young women and adolescent girls (10-24 years) in high prevalence countries, men who have sex with men, sex workers and their clients, people who inject drugs, voluntary male medical circumcision, pre-exposure prophylaxis stratified by key populations, as well as condom promotion and provision for general population.  Direct expenditures in the purchase of condoms, needles, syringes and drugs for substitution therapy separately from other costs as available).
F. Expenditure on prevention of vertical transmission of HIV  (specific commodities separately)	Funding source	Pregnant women and newborns	Activities aimed at elimination of new HIV infections in children, including: HIV testing for pregnant women, antiretroviral therapy for pregnant women living with HIV and antiretroviral medicine prophylaxis for newborns, safe childbirth practices; counselling and support for maternal nutrition and exclusive breastfeeding.  Note: When a woman living with HIV receives antiretroviral therapy as a part of her treatment before she knows she is pregnant the antiretroviral treatment should be included under ARV therapy for adults.
G. Expenditure on social enablers	Funding source	Not Applicable	Activities to support the implementation of basic programmes as defined in the UNAIDS Investment Framework, including political commitment and advocacy; mass media; laws, legal policies and practices; community mobilization; stigma reduction and human rights programmes.
H. Expenditure on cash transfers for young women and girls (10-24 years, high prevalence countries; HIV earmarked budgets)	Funding source	Young women and girls (10-24 years)	Total expenditure on cash transfers for young women and girls (10-24 years). This is defined as a development synergy with implications for HIV prevention.

**Further information**

National AIDS Spending Assessment guidelines are available at: <http://www.unaids.org/en/dataanalysis/datatools/nasapublicationsandtools>

National AIDS Spending Assessment country reports are available at: <http://www.unaids.org/en/dataanalysis/knownyourresponse/nasacountryreports>

System of Health Accounts 2011 guidelines are available at: <http://www.who.int/health-accounts/methodology/en>

Health Accounts reports are available at the WHO Global Health Expenditure Database: <http://apps.who.int/nha/database/DocumentationCentre/Index/en>

Health Expenditures by Diseases and Conditions (HEDIC). Statistical working papers. Eurostat. 2016. Available at: <http://ec.europa.eu/eurostat/web/products-statistical-working-papers/-/KS-TC-16-008>



## 10.1 Co-management of tuberculosis and HIV treatment

Percentage of estimated HIV-positive incident tuberculosis (TB) cases that received treatment for both TB and HIV

---

### What it measures

Progress in detecting and treating TB among people living with HIV

---

### Rationale

TB is a leading cause of morbidity and mortality among people living with HIV, including those receiving antiretroviral therapy. Intensified TB case-finding and access to quality diagnosis and treatment of TB in accordance with international/national guidelines are essential to improve the quality and quantity of life for people living with HIV. A measure of the percentage of HIV-positive TB patients that access appropriate treatment for their TB and HIV is important.

---

### Numerator

Number of HIV-positive new and relapse TB patients started on TB treatment during the reporting period who were already on antiretroviral therapy or started on antiretroviral therapy during TB treatment within the reporting year

---

### Denominator

Estimated number of incident TB cases in people living with HIV

WHO calculates annual estimates of the number of incident TB cases in people living with HIV. The 2015 denominator estimates, provided by countries on notification and antiretroviral therapy coverage, become available only in August of the reporting year and do not need to be provided at the time of reporting. The estimates for 2015 are available at: <http://www.who.int/tb/country/data/download/en>.

---

### Calculation

Numerator/denominator

---

### Method of measurement

Facility antiretroviral therapy registers and reports; programme monitoring tools

Programme data and estimates of incident TB cases in people living with HIV

---

### Measurement frequency

Data should be collected continuously at the facility level, aggregated periodically, preferably monthly or quarterly, and reported annually. The most recent year for which data and estimates are available should be reported here.

---

### Disaggregation

- Sex
  - Age (<15 and 15+ years)
  - Cities
- 

### Additional information requested

Please provide city-specific data for this indicator. Space has been created in the data entry sheet to provide information for the capital city as well as one or two other key cities of high epidemiological relevance: for example, those that have the highest HIV burden or have committed to ending AIDS by 2030.

---

### Strengths and weaknesses

Adequate detection and treatment of TB will prolong the lives of people living with HIV and reduce the community burden of TB. WHO provides annual estimates of the burden of TB among people living with HIV, based on the best available country estimates of HIV prevalence and TB incidence. All people living with HIV newly infected with TB should start TB treatment and antiretroviral therapy within eight weeks of starting TB treatment, regardless of CD4 count. The people with both HIV and TB with profound immunosuppression (such as CD4 counts less than 50 cells/mm<sup>3</sup>) should receive antiretroviral therapy within the first two weeks of initiating TB treatment. TB treatment should be started in accordance with national TB programme guidelines.

This indicator measures the extent to which collaboration between national TB and HIV programmes ensures that people living with HIV and TB are able to access appropriate treatment for both diseases. However, this indicator will be affected by low uptake of HIV testing, poor access to HIV care services and antiretroviral therapy and poor access to TB diagnosis and treatment. Separate indicators for each of these factors should be referred to when interpreting the results of this indicator.

It is important that those providing HIV care and antiretroviral therapy record TB diagnosis and treatment, since this information has implications for antiretroviral therapy eligibility and choice of antiretroviral regimen. It is therefore recommended that the date TB treatment starts be recorded in the antiretroviral register.

---

---

**Further information**

WHO policy on collaborative TB/HIV activities. Geneva: World Health Organization; 2012 ([http://apps.who.int/iris/bitstream/10665/44789/1/9789241503006\\_eng.pdf?ua=1&ua=1](http://apps.who.int/iris/bitstream/10665/44789/1/9789241503006_eng.pdf?ua=1&ua=1)).

Global tuberculosis report 2016. Geneva: World Health Organization; 2016 ([http://www.who.int/tb/publications/global\\_report/en](http://www.who.int/tb/publications/global_report/en)).

A guide to monitoring and evaluation for collaborative TB/HIV activities: 2015 revision. Geneva: World Health Organization; 2015 (<http://www.who.int/tb/publications/monitoring-evaluation-collaborative-tb-hiv/en>).

---

## 10.2 Proportion of people living with HIV newly enrolled in HIV care with active TB disease

Total number of people living with HIV with active TB expressed as a percentage of those who are newly enrolled in HIV care (pre-antiretroviral therapy or antiretroviral therapy) during the reporting period

---

### What it measures

The burden of active TB among people living with HIV who are newly enrolled in HIV care. It also indirectly measures efforts to detect HIV-associated TB early.

---

### Rationale

The primary aims of intensified TB case-finding in HIV care settings and provider-initiated HIV testing and counselling for TB patients are early detection of HIV-associated TB and prompt provision of antiretroviral therapy and TB treatment. Although intensified TB case-finding should be implemented among all people living with HIV at each visit to HIV care and treatment facilities, it is particularly important at the time of enrolment, since the risk of undetected TB is higher among newly enrolled patients than among those already receiving antiretroviral therapy. Further, newly enrolled people living with HIV may be less aware of TB symptoms and the importance of early detection and treatment and may not seek care for general or specific TB symptoms. Intensified TB case-finding offers an opportunity to educate people living with HIV and to detect TB early. All people living with HIV detected with TB disease should start anti-TB treatment immediately and antiretroviral therapy within eight weeks if they are not already receiving antiretroviral medicines.

---

### Numerator

Total number of people who have active TB disease during the reporting period of those newly enrolled in HIV care

---

### Denominator

Total number of people newly enrolled in HIV care during the reporting period (pre-antiretroviral therapy plus antiretroviral therapy)

---

### Calculation

Numerator/denominator

---

### Method of measurement

The outcome of TB investigations among people living with HIV presumed to have TB should be recorded on the HIV care/antiretroviral therapy card (in the investigations column in the encounters section) and in the pre-antiretroviral therapy and antiretroviral therapy registers (monthly and quarterly follow-up sections respectively). Similarly, TB patients who are found to be HIV-positive should be enrolled into HIV care promptly and their TB status recorded on the antiretroviral therapy card and registers.

*For the numerator.* At the end of the reporting period, count the total number of people living with HIV newly enrolled in HIV care (pre-antiretroviral therapy and antiretroviral therapy registers) who have active TB disease.

*For the denominator.* Count the total number of people living with HIV newly enrolled in HIV care: that is, enrolled in pre-antiretroviral therapy or starting antiretroviral therapy during the reporting period.

Double counting of the same individual in both pre-antiretroviral therapy and antiretroviral therapy registers should be avoided. Further, the information on TB status in the pre-antiretroviral therapy and antiretroviral therapy registers should be updated and reconciled with the TB registers in relevant basic management units before consolidation and reporting to higher levels.

---

### Measurement frequency

Data should be recorded daily and reported to the national or subnational level as part of routine quarterly reporting. Data should also be submitted annually to WHO and UNAIDS.

---

### Disaggregation

None

---

### Strengths and weaknesses

Reviewing the trends in TB among people living with HIV newly enrolled in care over a period of time may provide useful information on the TB burden among them and the effectiveness of efforts to detect and treat HIV-associated TB early.

This indicator may underestimate the actual burden of HIV-associated TB, since it may exclude patients detected through provider-initiated HIV testing and counselling but not enrolled in HIV care or those who have disseminated forms of TB, remain asymptomatic and were missed during routine TB screening. A high indicator value may mean high TB rates or effective TB screening and HIV testing programmes, whereas a low value may reflect poor TB screening and HIV testing or successful TB control efforts. The indicator value, therefore, needs to be interpreted carefully.

---

### Further information

A guide to monitoring and evaluation for collaborative TB/HIV activities: 2015 revision. Geneva: World Health Organization; 2015 (<http://www.who.int/tb/publications/monitoring-evaluation-collaborative-tb-hiv/en>).

---

### 10.3 Proportion of people living with HIV newly enrolled in HIV care started on TB preventive therapy

Number of patients started on treatment for latent TB infection, expressed as a percentage of the total number newly enrolled in HIV care during the reporting period

---

#### What it measures

The extent to which people living with HIV newly registered in HIV care start treatment for latent TB infection

---

#### Rationale

All people in HIV care should be screened for TB at every visit, using a clinical algorithm recommended by WHO. Adults and adolescents living with HIV who do not report any of the symptoms—current cough, fever, weight loss or night sweats—are unlikely to have active TB and should be offered TB preventive therapy: that is, treatment for latent TB infection. Similarly, children who do not have poor weight gain, fever or current cough should be offered TB preventive therapy to reduce the risk of developing active TB, both those receiving antiretroviral therapy and those who do not.

---

#### Numerator

Total number of people living with HIV newly enrolled in HIV care who start treatment for latent TB infection during the reporting period

---

#### Denominator

Total number of people newly enrolled in HIV care: that is, registered for pre-antiretroviral therapy or antiretroviral therapy during the reporting period

---

#### Calculation

Numerator/denominator

---

#### Method of measurement

TB preventive therapy should be started for all eligible people and the start date recorded on the HIV care/antiretroviral therapy card (encounter section). Those who accept treatment and receive at least the first dose should then be recorded in the pre-antiretroviral therapy and antiretroviral therapy registers (isoniazid start month and year column).

*Numerator.* Count the total number of people living with HIV newly enrolled in HIV care during the reporting period who start treatment for latent TB infection: that is, those who receive at least one dose of anti-TB drugs such as isoniazid.

*Denominator.* Count the total number of people living with HIV newly registered for pre-antiretroviral therapy plus those registered for antiretroviral therapy during the reporting period.

For accurate planning and drug management, more detailed information needs to be collected in addition to the above. A pharmacy-based register may be used to record client attendance and drug collections. Alternatively, the antiretroviral therapy facility may maintain a latent TB infection treatment register in parallel with the antiretroviral therapy register. Such a record may provide valuable information on the number of new and continuing patients on latent TB infection treatment, as well as treatment completion rates and adverse events.

---

#### Measurement frequency

Data should be recorded daily and reported quarterly to the national or subnational level. They should be consolidated annually and reported to WHO.

---

#### Disaggregation

None

---

#### Strengths and weaknesses

This indicator measures the coverage of TB preventive therapy among people newly enrolled in HIV care. However, it lacks the benchmark for acceptable performance. Scaling up this intervention will assist in developing such a benchmark at the national level. Unless further data are collected, this indicator provides no information on the number of individuals who adhere to or complete the course of treatment.

---

#### Further information

A guide to monitoring and evaluation for collaborative TB/HIV activities: 2015 revision. Geneva: World Health Organization; 2015 (<http://www.who.int/tb/publications/monitoring-evaluation-collaborative-tb-hiv/en>).

---

## 10.4 Men with urethral discharge

Number of men reporting urethral discharge in the past 12 months

---

### What it measures

Progress in reducing unprotected sex among men.

---

### Rationale

Urethral discharge among men is a sexually transmitted infection syndrome generally most commonly caused by *Neisseria gonorrhoeae* or *Chlamydia trachomatis*. Presentation with an acute sexually transmitted infection syndrome, such as urethral discharge, is a marker of unprotected sexual intercourse, and urethral discharge facilitates HIV transmission and acquisition. Surveillance for urethral discharge therefore contributes to second-generation HIV surveillance by providing early warning of the epidemic potential of HIV from sexual transmission and ongoing high-risk sexual activity that may require more aggressive programme interventions to reduce the risk. Untreated urethral discharge can result in infertility, blindness and disseminated disease. Increasing resistance to the recommended treatment options for *Neisseria gonorrhoeae* may render this infection untreatable.

---

### Numerator

Number of men reported with urethral discharge during the reporting period

---

### Denominator

Number of men 15 years and older

---

### Calculation

Numerator/denominator

---

### Method of measurement

Routine health information systems

---

### Measurement frequency

Data should be recorded daily and reported quarterly to the national or subnational level. They should also be consolidated annually and reported to WHO.

---

### Disaggregation

None

---

### Strengths and weaknesses

Although WHO has provided a global case definition, the actual case definition may vary between and within countries, as may clinical diagnostic capacity. Although this indicator may be underreported, in the absence of changes in case definition or major changes in screening practices, these data can generally be used for following trends over time within a country.

Countries reporting on urethral discharge should communicate the extent to which the data are deemed representative of the national population.

Following trends in urethral discharge is a feasible means to monitor incident sexually transmitted infection in a population. Data on vaginal discharge among women, although useful for monitoring purposes at the local and national levels, are not requested at the global level because, in many settings, sexually transmitted infections do not cause most vaginal discharge cases.

Countries should periodically assess the causes of urethral discharge syndrome to understand the predominant causes of urethral discharge and, therefore, the appropriate therapy.

If a country is unable to report on the denominator, WHO will use the denominator from the United Nations Population Division.

Examine trends in comparable groups over time.

---

### Further information

Strategies and laboratory methods for strengthening surveillance of sexually transmitted infection 2012. Geneva: World Health Organization; 2012 (<http://www.who.int/reproductivehealth/publications/rtis/9789241504478/en>).

---

## 10.5 Gonorrhoea among men

Rate of laboratory-diagnosed gonorrhoea among men in countries with laboratory capacity for diagnosis

---

### What it measures

Progress in reducing the number of men engaging in unprotected sex.

---

### Rationale

Infection with an acute bacterial sexually transmitted infection such as gonorrhoea is a marker of unprotected sexual intercourse and facilitates HIV transmission and acquisition. Surveillance for gonorrhoea therefore contributes to second-generation HIV surveillance by providing early warning of the epidemic potential of HIV from sexual transmission and ongoing high-risk sexual activity that may require more aggressive programme interventions to reduce risk. Further, untreated gonorrhoea can result in pelvic inflammatory disease, ectopic pregnancy, infertility, blindness and disseminated disease. Increasing resistance to currently recommended treatment options may render this infection untreatable.

---

### Numerator

Number of men reported with laboratory-diagnosed gonorrhoea in the past 12 months

---

### Denominator

Number of men 15 years and older

---

### Calculation

Numerator/denominator

---

### Method of measurement

Routine health information systems

---

### Disaggregation

None

---

### Strengths and weaknesses

Although WHO has provided a global case definition, the actual case definition may vary between and within countries. Further, diagnostic capacity may vary between and within countries. Although this indicator may be underreported, in the absence of changes in case definition or major changes in screening practices, these data can generally be used for following trends over time within a country.

---

### Further information

Countries reporting on gonorrhoea should communicate the extent to which the data are representative of the national population. Data on gonorrhoea among women, although useful for monitoring purposes at the local and national levels, are not requested at the global level because most women infected with *Neisseria gonorrhoeae* are asymptomatic, and sensitive diagnostic tests for gonorrhoea among women are not widely available in low- and middle-income countries. Data on gonorrhoea among women are therefore too dependent on diagnostic resources and screening practices to be monitored appropriately at the global level. If a country cannot report on the denominator, WHO will use the denominator from the United Nations Population Division.

Strategies and laboratory methods for strengthening surveillance of sexually transmitted infection 2012. Geneva: World Health Organization; 2012 (<http://www.who.int/reproductivehealth/publications/rtis/9789241504478/en>).

---

## 10.6 Hepatitis B testing

Proportion of people starting antiretroviral therapy who were tested for hepatitis B

---

### What it measures

It monitors trends in hepatitis B testing among people starting antiretroviral therapy, a critical intervention to ensure that they receive a drug combination that treats hepatitis B.

The presence of hepatitis B surface antigen indicates chronic infection with hepatitis B virus (HBV). Knowing people's HIV and hepatitis B status enables antiretroviral medicines to be prescribed that are effective against HBV and HIV infection.

---

### Rationale

Testing for hepatitis B identifies coinfection to adapt treatment

---

### Numerator

Number of people started on antiretroviral therapy who were tested for hepatitis B during the reporting period using hepatitis B surface antigen tests

---

### Denominator

Number of people starting antiretroviral therapy during the reporting period

---

### Calculation

Numerator/denominator

---

### Method of measurement

Clinical and/or laboratory records

---

### Measurement frequency

Annual

---

### Disaggregation

- Sex
  - Age (<15 and 15+ years)
  - People who inject drugs
- 

### Strengths and weaknesses

This indicator monitors progress in hepatitis B testing activities on a regular basis but does not reflect the overall proportion of people coinfecting with HIV and HBV in HIV care who are aware of their hepatitis B coinfection. This would be reflected by indicator C.6 of the 2016 WHO viral hepatitis monitoring and evaluation framework, disaggregated by HIV status.

This indicator corresponds to the LINK.27 (Rev.1) indicator of the 2015 WHO consolidated strategic information guidelines for HIV in the health sector. The revision comprised considering people starting antiretroviral therapy since this is the best moment to test people living with HIV for coinfection to initiate treatment.

---

## 10.7 Proportion of people coinfectd with HIV and HBV receiving combined treatment

---

### What it measures

Proportion of people coinfectd with HBV and HIV enrolled in HIV care being treated with antiretroviral medicines that are effective against both viruses

---

### Rationale

People living with HIV are often coinfectd with HBV. The prevalence of coinfection is especially high in the WHO African Region and European Region because of early childhood transmission and injecting drug use, respectively. Treating hepatitis B among people living with HIV influences quality of life, life expectancy and mortality. Some antiretroviral medicines are effective against both HIV and HBV, which simplifies the treatment of coinfectd people.

---

### Numerator

Number of people coinfectd with HIV and HBV who receive treatment with antiretroviral medicines effective against both HIV and HBV during the reporting period

---

### Denominator

Number of people diagnosed with HIV and HBV coinfection in HIV care during a reporting period (12 months)

---

### Calculation

Numerator/denominator

---

### Method of measurement

The numerator and denominator are calculated from the clinical records of health-care facilities providing HIV treatment and care.

---

### Measurement frequency

Annual

---

### Disaggregation

People who inject drugs

---

### Additional information requested

This indicator corresponds to indicator C.7a of the viral hepatitis monitoring and evaluation framework, disaggregated by HIV status.

If this indicator is produced only in a subset of facilities, comment on the source of information, sample size and whether the information is representative of all sites where HIV treatment and care are delivered.

---

### Strengths and weaknesses

This indicator is simple to calculate. Since both HIV and HBV treatment are given for life, the indicator is a measure of coverage, similar to HIV treatment.

---



## 10.8 Hepatitis C testing

Proportion of people starting antiretroviral therapy who were tested for hepatitis C virus (HCV)

---

### What it measures

It monitors trends in hepatitis C testing, a critical intervention for assessing needs related to managing hepatitis C.

Hepatitis C testing provides information on the prevalence of HIV and HCV coinfection, informing clinicians on the need for further clinical and laboratory evaluation and treatment.

---

### Rationale

Testing for hepatitis C identifies HIV and HCV coinfection to adapt treatment

---

### Numerator

Number of adults and children starting antiretroviral therapy who were tested for hepatitis C during the reporting period using the sequence of anti-HCV antibody tests followed by HCV polymerase chain reaction (PCR) for those who are anti-HCV positive.

---

### Denominator

Number of adults and children starting antiretroviral therapy during the reporting period

---

### Calculation

Numerator/denominator

---

### Method of measurement

Clinical and/or laboratory records

---

### Measurement frequency

Annual

---

### Disaggregation

- Sex
  - Age (<15 and 15+ years)
  - People who inject drugs
- 

### Strengths and weaknesses

Patients who are anti-HCV positive have serological evidence of past or present infection. People who are anti-HCV positive must be tested for HCV RNA (detects HCV circulating in the blood) to differentiate resolved infections from current infections that require treatment.

This indicator monitors progress in hepatitis C testing activities on a regular basis but does not reflect the overall proportion of people coinfecting HIV and HCV receiving HIV care who are aware of their hepatitis C coinfection. Indicator C.6 of the viral hepatitis monitoring and evaluation framework, disaggregated by HIV status, would reflect this.

This indicator corresponds to indicator LINK.28 (Rev.1) of the 2015 WHO consolidated strategic information guidelines for HIV in the health sector. The revision comprised considering people starting antiretroviral therapy, since this is the best moment to test people living with HIV for coinfection to initiate treatment.

---

## 10.9 Proportion of people coinfectd with HIV and HCV starting HCV treatment

---

### What it measures

Initiation of HCV treatment for people coinfectd with HIV and HCV among people enrolled in HIV care

---

### Rationale

The prevalence of HCV coinfection is especially high among people living with HIV in the WHO European Region because of injecting drug use. Treating people living with HIV for hepatitis C influences quality of life, life expectancy and mortality.

---

### Numerator

Number of people diagnosed with HIV and HCV coinfection starting treatment for HCV during a specified time frame (such as 12 months)

---

### Denominator

Number of people diagnosed with HIV and HCV coinfection enrolled in HIV care during a specified time period (such as 12 months)

---

### Calculation

Numerator/denominator

---

### Method of measurement

The numerator and denominator are calculated from clinical records of health-care facilities providing HIV treatment and care.

---

### Measurement frequency

Annual

---

### Disaggregation

People who inject drugs

---

### Strengths and weaknesses

This indicator monitors access to hepatitis C treatment for people living with HIV coinfectd with HCV. The weakness is that it reflects only one year of activity. Describing the cumulated effect of people coinfectd with HIV and HCV starting treatment, requires compiling cumulative data on the people starting treatment and accounting for people newly infected with HCV and reinfected with HCV in the denominator.

---

### Further information

This indicator corresponds to indicator C.7b of the 2016 WHO viral hepatitis monitoring and evaluation framework, disaggregated by HIV status.

---

## 10.10 Cervical cancer screening among women living with HIV

Proportion of women living with HIV 30–49 years old who report being screened for cervical cancer using any of the following methods: visual inspection with acetic acid or vinegar (VIA), Pap smear or human papillomavirus (HPV) test

---

### What it measures

Proportion of women living with HIV screened for cervical cancer

---

### Rationale

Cervical cancer is the second most common type of cancer among women living in low- and middle-income countries, with an estimated 530 000 new cases in 2012 (84% of the new cases worldwide). In high-income countries, programmes are in place that enable women to get screened, making most precancerous lesions identifiable at stages when they can easily be treated and cured. Achieving high coverage of screening of women and treatment of precancerous lesions detected by screening can ensure a low incidence of invasive cervical cancer in high-income countries.

Women living with HIV are more vulnerable than HIV-negative women to being affected by cervical cancer and to developing invasive cancer. Invasive cervical cancer is an AIDS-defining condition. For this reason, screening women living with HIV is important. This can prevent up to 80% of the cases of cervical cancer in these countries.

---

### Numerator

Number of women living with HIV 30–49 years old who report ever having had a screening test for cervical cancer using any of these methods: VIA, , pap smear and HPV test.

---

### Denominator

All women respondents living with HIV 30–49 years old.

---

### Calculation

Numerator/denominator

---

### Method of measurement

Nationally representative population-based surveys

---

### Measurement frequency

Data should be collected at least every five years

---

### Disaggregation

- Age (30–49 years old or according to national guidelines)
  - Place of residence (urban or rural)
- 

### Strengths and weaknesses

Potential limitations include bias through self-report, including mistakenly assuming that any pelvic exam was a test for cervical cancer, and the limited validity of survey instruments.

---

### Further information

Follow-up to the Political Declaration of the High-level Meeting of the General Assembly on the Prevention and Control of Non-communicable Diseases, WHO Sixty-Sixth World Health Assembly, WHA66.10, World Health Organization ([http://apps.who.int/gb/ebwha/pdf\\_files/WHA66/A66\\_R10-en.pdf](http://apps.who.int/gb/ebwha/pdf_files/WHA66/A66_R10-en.pdf))

Noncommunicable Diseases Global Monitoring Framework: indicator definitions and specifications. Geneva: World Health Organization; 2014 ([http://www.who.int/nmh/ncd-tools/indicators/GMF\\_Indicator\\_Definitions\\_Version\\_NOV2014.pdf](http://www.who.int/nmh/ncd-tools/indicators/GMF_Indicator_Definitions_Version_NOV2014.pdf)).

Ferlay J, Soerjomataram I, Ervik M, Dikshit R, Eser S, Mathers C et al. Globocan 2012. Estimated cancer incidence, mortality and prevalence worldwide in 2012. Lyon: International Agency for Research on Cancer; 2012 (IARC CancerBase No. 11; <http://globocan.iarc.fr>).

WHO guidelines for screening and treatment of precancerous lesions for cervical cancer prevention. Geneva: World Health Organization; 2013 ([http://www.who.int/reproductivehealth/publications/cancers/screening\\_and\\_treatment\\_of\\_precancerous\\_lesions/en](http://www.who.int/reproductivehealth/publications/cancers/screening_and_treatment_of_precancerous_lesions/en)).

---

# Guidelines for completing the National Commitments and Policy Instrument

## Introduction

The National Commitments and Policy Instrument (NCPI) is an integral component of Global AIDS Monitoring that aims to measure progress in developing and implementing policies, strategies and laws related to the HIV response, by:

- Promoting consultation and dialogue between key stakeholders at the national level, especially government and civil society, to capture their perspectives on the AIDS response.
- Supporting countries in assessing the status of their HIV epidemic and response and identifying barriers, gaps and facilitators to strengthen the response.
- Collecting data on the policy and legal environment related to the AIDS response.

The responses will directly monitor or provide context on progress towards achieving the 10 Fast-Track commitments and expanded targets to end AIDS by 2030.

The NCPI is to be completed and submitted as part of Global AIDS Monitoring reports every two years. This time frame reflects the consideration that changes to laws, policies and regulations are expected to occur slowly, and the need for more frequent monitoring may be limited.

The NCPI has been a component of global AIDS reporting since 2003 and has been implemented every two years, most recently in 2014. In 2012, the name of the tool was changed from the National Composite Policy Index to National Commitments and Policy Instrument, to better reflect its structure.

## A revised NCPI

A review of the NCPI was initiated in 2014, with the aim of proposing a revised instrument reflecting lessons learned from previous implementation of the tool as well as the current environment and data needs. The review consisted of a desk review, an online survey, key informant interviews and five country pilots of a revised questionnaire. Extensive input was received throughout the review process from national global AIDS reporting focal points, civil society representatives, UNAIDS Cosponsors and UNAIDS staff members.

The review found that government and civil society participation and dialogue through the NCPI process added the greatest value, with the NCPI being a clear entry point for civil society in global reporting. There was also broad consensus that the structure and content of the NCPI had been useful. A full report on the review is available on request ([aidsreporting@unaids.org](mailto:aidsreporting@unaids.org)).

Key challenges identified with the NCPI included the length of the questionnaire, limiting its utility to guide discussion, and ambiguous questions leading to different interpretations of the questions and responses. Narrative responses were challenging to analyse, and data were not easily accessible once countries submitted reports. There were also reservations about the NCPI process, especially in relation to selecting respondents and whether this allowed all stakeholders a true voice in some contexts.

A new questionnaire and proposed process for its completion are integrated into Global AIDS

Monitoring reporting for the first time in 2017, integrating feedback and input from the various elements of the review. For the data collected through the NCPI to be of value and of greater quality, the NCPI process and structure must reflect greater clarity, inclusiveness and transparency and be evidence informed. The NCPI does not include areas for which other evidence is available or for which data would be better captured or more clearly interpreted through other tools.

Key changes in the NCPI are:

- Questions worded with greater specificity.
- Additional guidance provided on stakeholder mapping and involvement in the NCPI reporting process as well as for completing the questionnaire, including key terms being defined.
- Complementarity, with less duplication of the questions included in Parts A and B.
- Use of data from existing databases on laws and policies, with the possibility of country updates.
- Integration of the NCPI with the WHO Policy Questionnaire.
- Harmonization with other policy questionnaires.
- Greater integration of the NCPI within the broader Global AIDS Monitoring reporting process.

Some questions and response options included in the new NCPI questionnaire are adapted from existing tools and databases that reflected

questions previously developed and/or tested to capture data on topics included in the NCPI, to leverage the expertise gathered in the construction of these other tools and harmonize data being globally collected on these topics, as relevant.

### **NCPI structure**

The NCPI has two parts. Part A is to be completed by national authorities, and Part B is to be completed by civil society and other nongovernmental partners involved in the national AIDS response.

The questions in both Parts A and B are structured around the 10 Fast-Track commitments and expanded targets to end AIDS by 2030.<sup>11</sup>

### **Proposed steps for gathering and validating data**

The process described below for completing the NCPI should be integrated within each country's plan and time frame for the overall Global AIDS Monitoring process.

1. Establish a working group to accompany NCPI reporting. This could be an existing multisectoral monitoring and evaluation technical working group.
2. Identify a focal point to coordinate the completion of each Part A (from the national AIDS programme or equivalent) and Part B (a civil society representative).

3. An NCPI working group conducts a stakeholder mapping exercise to systematically select contributors for both Parts A and B.

Such mapping can ensure that the most updated and accurate data can be collected through the NCPI by involving relevant experts and avoid the influence of potential biases in the reporting process. This can also ensure that the reporting reflects a broad range of perspectives. Involving a broad range of stakeholders can help in interpreting qualitative or potentially ambiguous data.

The list of all people or entities who could provide information or insight on the questions included in the NCPI can be drawn from the knowledge of working group members and through contacts with other people knowledgeable of the national HIV response and by reviewing relevant documentation.

Stakeholders can be identified from the following sectors and groups, among others:

- Health ministry or the equivalent.
- Education ministry or the equivalent.
- Gender ministry or the equivalent.
- Justice ministry or the equivalent.
- Trade ministry or the equivalent.
- Representatives of people living with HIV, including women and young people living with HIV.

<sup>11</sup> Fast-Track commitments to end AIDS by 2030. Geneva: UNAIDS; 2016 ([http://www.unaids.org/sites/default/files/media\\_asset/fast-track-commitments\\_en.pdf](http://www.unaids.org/sites/default/files/media_asset/fast-track-commitments_en.pdf), accessed 15 November 2016).

- Representatives of the various key population groups.
- Bilateral and multilateral organizations engaged in the HIV response.
- Other nongovernmental organizations or foundations engaged in the HIV response.
- Private sector.

Geographical diversity should be considered in identifying stakeholders to ensure representativeness.

The following information should be recorded for all stakeholders contacted throughout the NCPI reporting process:

- Name.
- Contact details.
- Organization affiliated with.
- Role in the organization.
- Stakeholder type: health ministry, other ministry, private sector, civil society, international NGO, bilateral organization, UNAIDS or other United Nations.

This information could be helpful to document the multisectorality of the process and to support preparations for future rounds of NCPI reporting.

4. Collect responses to NCPI questions: to ensure accuracy and avoid respondent fatigue, it is suggested to direct specific questions to specific respondents knowledgeable in that area, as

relevant. Focal points for Parts A and B, or consultant(s) recruited to support the process, coordinate contact with identified stakeholders, such as through in-person interviews, by phone or email, to share the NCPI questions in their area of expertise with them and gather their responses.

If possible, it is recommended to send the same question to more than one stakeholder knowledgeable in the area. If there are discrepant answers, the coordinator for that part of the NCPI could share a summary of the information received for that question with the various stakeholders that have provided that information to clarify the source of the different responses and reach consensus, if possible. To avoid potential sources of bias, the anonymity of respondents should be maintained as much as possible during this process of data verification and follow-up.

The responses to questions included in both Parts A and B do not need to be the same, but identifying similar or different responses for discussion during the consultation may be useful.

The PDF version of the questionnaire (Parts A and B) is available on the UNAIDS website and can also be downloaded through the NCPI header in the indicator list in the Global AIDS Monitoring online reporting tool (<https://AIDSreportingtool.unaids.org>).

5. The national Global AIDS Monitoring focal point enters responses in the online reporting tool.

6. Stakeholders view and provide comments on the draft responses. The draft completed NCPI can be shared with stakeholders by giving them viewing rights to the Global AIDS Monitoring online reporting tool or by sharing the NCPI questionnaire with draft responses in PDF. The PDF can be extracted from the online reporting tool by clicking on the link "Print all NCPI to PDF" in the indicator list page.
7. Conduct a validation consultation:
  - To review NCPI responses for selected questions.
  - To analyse NCPI data jointly with indicator data, identifying progress, gaps, barriers and facilitators to the AIDS response.
  - To identify key points for narrative summaries for each commitment area.

Because of the length of the questionnaire, it is suggested that responses to all questions not be reviewed during the national validation workshop but that the workshop focus on specific questions identified as key for discussion during the data collection and review process before the workshop and on discussing progress and gaps for each commitment area more broadly.

8. Update the NCPI responses entered in the Global AIDS Monitoring online reporting tool based on comments received in preparation for and during the consultation and complete the narrative summaries for each commitment area.

9. Submit the NCPI responses with other Global AIDS Monitoring components on or before 31 March 2017.

10. Respond to queries posted through the online reporting tool during the data validation process.

This suggested process aims to integrate consistency checks for NCPI data collected throughout the process and to promote as objective analysis of the information as possible.

### **Operationalizing and using the NCPI data**

Data collected through the NCPI will complement indicator and expenditure data also collected and reported through the Global AIDS Monitoring process. Countries are encouraged to use the NCPI data in analysing the status of the national epidemic and response and in national strategic planning efforts.

Globally, NCPI data will also be used to monitor the 10 Fast-Track commitments and expanded targets directly or to provide context to quantitative data collected through Global AIDS Monitoring indicators and to inform global strategies and reports. The responses from each country to NCPI questions will be aggregated to generate regional and global values. The NCPI data by country will also be available through AIDSInfo.



## Pre-populated data from external databases

To reduce the reporting burden on countries and to facilitate the validation of data on the existence of laws and policies within the NCPI, such data is available for upload to the Global AIDS Monitoring online reporting tool by clicking on the “load data” buttons next to each question.

Countries can provide updated or corrected data for the questions for which loading existing data is possible by providing the updated information in the Global AIDS Monitoring online reporting tool and uploading relevant documentation by clicking the “load file” button at the top of the questionnaire section page in the online reporting tool.

## Definitions

The following definitions of key terms included in the NCPI questionnaire should be used to complete the questionnaire. Consistent use of definitions over time and across countries will strengthen comparability and trend analyses. The terms defined in the list below are marked with an asterisk (\*) in the questionnaire.

**Community accountability mechanisms in the context of programmes for preventing the mother-to-child transmission of HIV.** These may include any of the following mechanisms.

- *Citizen report cards.* Large-scale surveys of user feedback used for advocacy to increase public accountability.
- *Community scorecards.* Facilitated meetings for communities and health workers to score service quality and then to develop remedial action plans in consensus.
- *Community client oriented provider efficient (COPE).* A complement to a facility-based quality improvement programme that involves the health workers gathering information from surrounding communities.
- *Partnership-defined quality.* With outside facilitation, health workers and community define and examine quality, set priorities among issues and develop and implement an action plan.
- *Patient-focused quality assurance.* A process that involves conducting 50–100 client exit interviews every 3–6 months, collating data, setting priorities among issues, drawing up action plans and displaying results.
- *Peer and participatory rapid health appraisal for action.* Rapidly diagnosing quality using checklists, setting priorities among issues identified, disseminating results and developing a remedial action plan. Community input comes through client interviews and female and male focus group discussions in which quality is ranked on specific indicators.
- *Integrated supportive supervision.* Quarterly facility visits by a team that includes community representatives. Methods include client interviews and checklists.
- *Health committees.* Local committees that include community members and monitor

service quality. Some make ad hoc visits; others have a more formal monitoring schedule.

**Participation.** Active and informed participation in formulating, implementing, monitoring and evaluating all decisions, policies and interventions that affect one's health to ensure respect for human rights. It also means ensuring that health systems and interventions are responsive, effective, appropriate and sustainable. Participation is informed when people can access the information required to participate in a meaningful and effective way. If necessary, capacity-building activities should be carried out to ensure this.<sup>12</sup>

**Grave or systematic human rights abuses.** The qualification of grave indicates a serious, flagrant, egregious human rights violation. A violation of the right to life or physical integrity would constitute a grave violation of human rights. Systematic refers to the number of people affected and the frequency. It implies a pattern of violations and not an isolated case.

**Antidiscrimination laws.** Antidiscrimination laws or other provisions include prohibiting discrimination in employment based on sexual orientation, constitutionally prohibiting discrimination based on sexual orientation, other non-discrimination provisions specifying sexual orientation, prohibiting incitement to hatred based on sexual orientation and considering hate crimes based on sexual orientation an aggravating circumstance.

<sup>12</sup> Sander G. HIV, HCV, TB and harm reduction in prisons: human rights, minimum standards and monitoring at the European and international levels. London: Harm Reduction International; 2016 ([https://www.hri.global/files/2016/02/10/HRI\\_PrisonProjectReport\\_FINAL.pdf](https://www.hri.global/files/2016/02/10/HRI_PrisonProjectReport_FINAL.pdf), accessed 15 November 2016).

**Social protection:** Defined as "all public and private initiatives that provide income or consumption transfers to the poor, protect the vulnerable against livelihood risks, and enhance the social status and rights of the marginalised; with the overall objective of reducing the economic and social vulnerability of poor, vulnerable and marginalized groups."<sup>13</sup> Social protection is HIV sensitive when it is inclusive of people who are either at risk of HIV infection or susceptible to the consequences of HIV.<sup>14</sup>

**Domestic violence.** Violence between spouses, within the family or members of the same household or in interpersonal relationships, including intimate partner violence that is subject to criminal sanctions or provides for protection orders for domestic violence.<sup>15</sup>

**Intimate partner violence.** "Behaviour within an intimate relationship that causes physical, sexual or psychological harm, including acts of physical

<sup>13</sup> HIV and social protection guidance note. Geneva: UNAIDS; 2014 ([http://www.unaids.org/sites/default/files/media\\_asset/2014unaidsguidancenote\\_HIVandsocialprotection\\_en.pdf](http://www.unaids.org/sites/default/files/media_asset/2014unaidsguidancenote_HIVandsocialprotection_en.pdf), accessed 15 November 2016).

Devereux S, Sabates-Wheeler R. Transformative social protection. Brighton: Institute of Development Studies; 2004 (<http://www.ids.ac.uk/publication/transformative-social-protection1>, accessed 15 November 2016).

<sup>14</sup> HIV and social protection guidance note. Geneva: UNAIDS; 2014 ([http://www.unaids.org/sites/default/files/media\\_asset/2014unaidsguidancenote\\_HIVandsocialprotection\\_en.pdf](http://www.unaids.org/sites/default/files/media_asset/2014unaidsguidancenote_HIVandsocialprotection_en.pdf), accessed 15 November 2016).

<sup>15</sup> Women, business and the law – methodology [website]. Washington (DC): World Bank; 2016 (<http://wbl.worldbank.org/methodology>, accessed 15 November 2016).

aggression, sexual coercion, psychological abuse and controlling behaviours.<sup>16</sup>

**Gender-based violence.** “Violence that establishes, maintains or attempts to reassert unequal power relations based on gender. It encompasses acts that inflict physical, mental or sexual harm or suffering, threat of such acts, coercion and other deprivations of liberty.<sup>17</sup>

**Life skills-based HIV and sexuality education.** An age-appropriate, culturally relevant approach to teaching about sex and relationships by providing scientifically accurate, realistic and non-judgemental information.<sup>18</sup>

**International standards for sexuality education.** Standardized benchmarks for the sexuality education curriculum to ensure quality, including teaching on (1) generic life skills (such as decision-making, communication and negotiating skills); (2) sexual and reproductive health and sexuality education (such as human growth and development, relationships, reproductive health, sexual abuse and transmission of sexually transmitted infections); and (3) HIV transmission and prevention.<sup>19</sup>

**Cash transfers.** Programmes that give money to poor and vulnerable people. Cash transfers may be conditional, giving money in return for fulfilling specific behavioural conditions, such as children’s school attendance, or unconditional, not being attached to specific behavioural requirements.

**Gender transformative.** Gender-transformative approaches encourage critical awareness of gender roles and norms and include ways to change harmful to more equitable gender norms to foster more equitable power relationships between women and men and between women and others in the community. They promote women’s right and dignity; challenge the unfair and unequal distribution of resources and allocation of duties between men and women; and consider the specific needs of women and men. Such approaches can be implemented separately with women and girls and with men and boys. However, they are also being increasingly implemented with both women and girls and men and boys together and across generations—either simultaneously or in a coordinated way to challenge harmful masculine and feminine norms and unequal power relations that may be upheld by everyone in the community.<sup>20</sup>

**Gender-sensitive indicators.** Indicators that help understand gender-based inequities and gender inequality as a social determinant of health. Gender-sensitive indicators are used to measure the current situation of women or men in relation to a specific

<sup>16</sup> Global and regional estimates of violence against women: prevalence and health effects of intimate partner violence and non-partner sexual violence. Geneva: World Health Organization; 2013 ([http://apps.who.int/iris/bitstream/10665/85239/1/9789241564625\\_eng.pdf?ua=1](http://apps.who.int/iris/bitstream/10665/85239/1/9789241564625_eng.pdf?ua=1), accessed 15 November 2016).

<sup>17</sup> UNAIDS 2015 terminology guidelines. Geneva: UNAIDS; 2015 ([http://www.unaids.org/sites/default/files/media\\_asset/2015\\_terminology\\_guidelines\\_en.pdf](http://www.unaids.org/sites/default/files/media_asset/2015_terminology_guidelines_en.pdf), accessed 15 November 2016)

<sup>18</sup> UNESCO, UNAIDS, UNFPA, UNICEF, WHO. International technical guidance on sexuality education. Volume I. Paris: UNESCO; 2009.

<sup>19</sup> Emerging evidence, lessons, and practice in comprehensive sexuality education: a global review. Paris: UNESCO; 2015 (<http://unesdoc.unesco.org/images/0024/002431/243106e.pdf>, accessed 15 November 2016).

<sup>20</sup> WHO, UNAIDS. 16 ideas for addressing violence against women in the context of HIV epidemic: a programming tool. Geneva: World Health Organization; 2013 ([http://www.who.int/reproductivehealth/publications/violence/vaw\\_hiv\\_epidemic/en](http://www.who.int/reproductivehealth/publications/violence/vaw_hiv_epidemic/en), accessed 15 November 2016).

norm or in comparison with another reference group, such as the proportion of girls enrolled in primary school compared with boys. They are also used to measure and monitor inequalities in access to health services (for example, the difference in the proportion of women and men with access to antiretroviral therapy) and the success of efforts to reduce gender inequality over time.<sup>21</sup>

**Agreement on Trade-Related Aspects of Intellectual Property Rights (TRIPS) flexibilities:**

“The Agreement on Trade-related Aspects of Intellectual Property Rights (or TRIPS), supervised by the World Trade Organization, provides certain flexibilities to low- and middle - income countries with respect to pharmaceutical patent protection. TRIPS is one of the three primary agreements of

the World Trade Organization (WTO). It requires all WTO Member States to provide a minimum level of protection for various types of intellectual property, including patents on essential medicines (such as antiretroviral medicines). The TRIPS Agreement contains certain public health-related flexibilities and safeguards, such as compulsory licensing, that can be used to increase access to essential medicines. Least developed countries are exempt from granting pharmaceutical patents until 1 January 2016. For more information, see [www.wto.org/english/tratop\\_e/trips\\_e/trips\\_e.htm](http://www.wto.org/english/tratop_e/trips_e/trips_e.htm)<sup>22</sup> and [https://www.wto.org/english/docs\\_e/legal\\_e/27-trips.pdf](https://www.wto.org/english/docs_e/legal_e/27-trips.pdf).

**Stock-out.** Unplanned interruption in the stock of a health product.

<sup>21</sup> WHO, UNAIDS. A practical tool for strengthening gender-sensitive national monitoring and evaluation systems for HIV and sexual and reproductive health. Forthcoming.

<sup>22</sup> UNAIDS 2015 terminology guidelines. Geneva: UNAIDS; 2015 ([http://www.unaids.org/sites/default/files/media\\_asset/2015\\_terminology\\_guidelines\\_en.pdf](http://www.unaids.org/sites/default/files/media_asset/2015_terminology_guidelines_en.pdf), accessed 15 November 2016)

# National Commitments and Policy Instrument: Part A

## Abbreviations and acronyms

<b>3TC</b>	lamivudine
<b>ABC</b>	abacavir
<b>ATV/r</b>	atazanavir with a ritonavir boost
<b>AZT</b>	zidovudine
<b>d4T</b>	stavudine
<b>DTG</b>	dolutegravir
<b>EFV</b>	efavirenz
<b>FTC</b>	emtricitabine
<b>LGBTI</b>	lesbian, gay, bisexual, transgender and intersex
<b>LPV/r</b>	lopinavir with a ritonavir boost
<b>NGO</b>	nongovernmental organization
<b>NNRTI</b>	non-nucleoside reverse-transcriptase inhibitor
<b>NRTI</b>	nucleoside reverse-transcriptase inhibitor
<b>PCR</b>	polymerase chain reaction
<b>PrEP</b>	pre-exposure prophylaxis
<b>RPR</b>	rapid plasma reagin
<b>TDF</b>	tenofovir disoproxil fumarate
<b>TPHA</b>	<i>Treponema pallidum</i> haemagglutination assay
<b>TPPA</b>	<i>Treponema pallidum</i> particle agglutination assay
<b>TRIPS Agreement</b>	Agreement on Trade-Related Aspects of Intellectual Property Rights
<b>VDRL</b>	Venereal Disease Research Laboratory
<b>WHO</b>	World Health Organization

1. Ensure that 30 million people living with HIV have access to treatment through meeting the 90–90–90 targets by 2020

- Commit to the 90–90–90 targets
- Address regulations, policies and practices that prevent access to safe, efficacious and affordable generic medicines, diagnostics and related health technologies, including by ensuring the full use of the Agreement on Trade-Related Aspects of Intellectual Property Rights (TRIPS) flexibilities, and strengthen regional and local capacity to develop, manufacture and deliver quality-assured affordable health products.

\* The guidelines for the National Commitments and Policy Instrument define the terms marked with an asterisk (\*).

---

### HIV testing

---

**1. Which of the following HIV testing approaches are used in your country (please select all that apply):**

- Client-initiated testing and counselling
- Provider-initiated testing and counselling
- Routine antenatal testing
- Community-based testing and counselling
- Home testing
- Lay provider testing
- Self-testing
- Assisted partner notification

---

**2. Has your country adapted the recommendations from the 2015 WHO *Consolidated guidelines on HIV testing services* in a national process on testing guidelines?**

- Yes, fully
- Yes, partially
- No
- Don't know

---

**3. Has your country adopted or included HIV self-testing as a national policy or plan?**

- Yes
- No

**3.1 If yes, is HIV self-testing implemented?**

- Yes
- No

**3.2 If no, does it have plans to include self-testing in its national policy in the future?**

- Yes
- No

**3.2a If yes, please indicate the year in which self-testing is planned to be included:**

- No planned year
  - 2016
  - 2017
  - 2018
  - 2019
  - 2020
-

---

**4. Has your country included assisted HIV partner notification in its national policy?**

- Yes
- No

**4.1 If no, does it have plans to include assisted HIV partner notification in its national policy in the future?**

- Yes
- No

**4.1a If yes, please indicate the year in which assisted HIV partner notification is planned to be included?**

- No planned year
- 2016
- 2017
- 2018
- 2019
- 2020

---

**5. Does your country have a policy specifying that HIV testing will be provided:**

- Free to all
- Free to some
- At a cost

---

**6. Is there a law, regulation or policy specifying that HIV testing:**

**a) Is solely performed based on voluntary and informed consent**

- Yes
- No

**b) Is mandatory before marriage**

- Yes
- No

**c) Is mandatory to obtain a work or residence permit**

- Yes
- No

**d) Is mandatory for certain groups**

- Yes
- No

**d.i. If yes, please specify these groups \_\_\_\_\_**

---

**7. Does your country have national policies and/or strategies on linking HIV testing and counselling and enrolment with care:**

- Yes
- No

**7.1 If yes, do they include (please select all that apply):**

- Streamlined interventions (enhanced linkage, disclosure, tracing)
  - Peer support and patient navigation approaches
  - Quality improvement approaches
  - CD4 testing at the point of care
  - Others: please specify \_\_\_\_\_
-

---

**Antiretroviral therapy**

---

8. Has your country adapted the recommendations from the 2016 WHO *Consolidated guidelines on the use of antiretroviral drugs for treating and preventing HIV infection* in a national process for:

a) **adult antiretroviral therapy guidelines**

- Yes, completed
- Ongoing
- No
- Other: please comment: \_\_\_\_\_

b) **PMTCT guidelines**

- Yes, completed
- Ongoing
- No
- Other: please comment: \_\_\_\_\_

c) **Paediatric antiretroviral therapy guidelines**

- Yes, completed
- Ongoing
- No
- Other: please comment: \_\_\_\_\_

d) **Operational/service delivery guidelines**

- Yes, completed
- Ongoing
- No
- Other: please comment: \_\_\_\_\_

e) **Month and year in which the ARV guidelines were last revised:**

- Month \_\_\_\_\_
- Year \_\_\_\_\_

Please upload a copy of any available updated national guideline documents.

---

9. What is the recommended CD4 threshold for initiating antiretroviral therapy in adults and adolescents who are asymptomatic, as per Ministry of Health (MOH ) guidelines or directive

- TREAT ALL regardless of CD4 count
- $\leq 500$  cells/mm<sup>3</sup>
- $\leq 350$  cells/mm<sup>3</sup>
- Other: please specify: \_\_\_\_\_

9.1 What is the status of implementing the CD4 threshold selected above?:

- Implemented in few (<50%) treatment sites
- Implemented in many (>50%) treatment sites
- Implemented countrywide
- Not implemented in practice
- Other: please specify: \_\_\_\_\_

9.2 If your country has not yet adopted a TREAT ALL policy, in accordance with the 2016 WHO *Consolidated guidelines on the use of antiretroviral drugs for treating and preventing HIV infection*, is there a plan to move towards adopting and implementing a TREAT ALL policy in the future?

- Yes
  - No
-



---

**9.2a** If yes, please indicate the year in which it is planned for TREAT ALL to be implemented?

- No planned year
- 2016
- 2017
- 2018
- 2019
- 2020

---

**10.** Does your country use point-of-care CD4 technology?

- Yes
- No

---

**11.** What percentage (estimated) of primary health-care facilities in your country have access to any form of CD4 cell count for testing their patients, whether on-site or nearby by referral?

\_\_\_\_\_%

---

**12.** Do your national guidelines recommend antiretroviral therapy (please select all that apply):

- For all people living with HIV with active TB
- For all people living with HIV with hepatitis B, and severe liver disease
- For the HIV-positive partner in serodiscordant couples
- For people living with HIV identified as being in key populations, regardless of CD4 cell count
- Other: please specify \_\_\_\_\_
- Don't know

---

**13.** Is nurse-initiated antiretroviral therapy allowed in your country for any of the following populations (please select all that apply):

- Non-pregnant adults (men, women and transgender)
- Pregnant women
- Adolescents (10–19 years old)
- Children younger than 10 years old
- None of the above

---

**14.** Does your country have a national policy promoting community delivery of antiretroviral therapy?

- Yes
- No

**14.1** If yes, please specify what approaches are used to support community delivery of antiretroviral therapy \_\_\_\_\_

---

**15.** Is antiretroviral therapy provided in community settings (such as outside health-facilities) for people who are stable on antiretroviral therapy in your country?

- Yes
- No

**15.1** If yes, is it implemented:

- Nationally
- Regionally
- At pilot sites
- Other (please specify) \_\_\_\_\_

---

**16.** Does your country have a national policy on prioritization of people with advanced HIV disease:

- Yes
  - No
-

---

17. Does your country have a national policy on the frequency of clinic visits for people who are stable on antiretroviral therapy?

- Yes
- No

17.1 If yes, please specify the frequency of clinic visits in the national policy:

- Once a month
- Every 3 months
- Every 6 months
- Every 12 months

---

18. Does your country have a national policy on how frequently people who are stable on antiretroviral therapy should pick-up antiretroviral medicine?

- Yes
- No

18.1 If yes, please specify the frequency of ARV pick-up included in the national policy:

- Once a month
- Every 3 months
- Every 6 months
- Every 12 months

---

19. Which of the following service provision modalities are included in the national policy on antiretroviral therapy for adults, adolescents and children (please select all that apply):

- Tuberculosis (TB) service providers provide antiretroviral therapy in TB clinics
- Antiretroviral therapy providers provide TB treatment in antiretroviral therapy settings
- Maternal, newborn and child health service providers provide antiretroviral therapy in maternal, newborn and child health (MNCH) clinics
- Nutrition assessment, counselling and support provided to malnourished people living with HIV
- Antiretroviral therapy provided in settings providing opioid substitution therapy
- Primary health care providers provide antiretroviral therapy in primary health care settings
- Patient support
- Antiretroviral therapy delivered in the community as part of a differentiated care model
- Antiretroviral therapy providers carry out cardiovascular disease screening and management
- Antiretroviral therapy providers carry out mental health screening and treatment
- Other: please specify \_\_\_\_\_

---

### Antiretroviral therapy regimens

#### Adults and adolescents

20. Are TDF/3TC or (FTC)/EFV the preferred first-line ARV combinations for treatment initiation in national guidelines, among:

a) Adults and adolescents

- Yes
- No
- Other: please specify \_\_\_\_\_

a.i. If no, is DTG being introduced as the first-line ARV regimen in your country?

- Yes
- No

b) Pregnant women

- Yes
  - No
  - Other: please specify \_\_\_\_\_
-

---

21. Does your country use fixed-dose (FDC) antiretroviral therapy combinations as the preferred first-line therapy (please select all that apply):

- Yes, 3 drugs fixed-dose combination taken once a day
- Yes, 2-drug, fixed-dose combination + 1 other drug
- No
- Other: please specify \_\_\_\_\_

---

22. Is AZT/3TC (or FTC)/ATV/r (or LPV/r) the preferred second-line ARV combination for adults and adolescents with HIV in the national guidelines?

- Yes
- No
- Other: please specify \_\_\_\_\_

### Children

---

23. What is the preferred nucleoside reverse transcriptase inhibitor (NRTI) for treatment initiation in children aged less than three with HIV?

- Abacavir (ABC)
- Zidovudine (AZT)
- Stavudine (d4T)
- Other: please specify \_\_\_\_\_

---

24. Are LPV/r based-regimens the preferred treatment option for all infants and children <36 months with HIV (irrespective of NNRTI exposure) in the national guidelines?

- Yes, for all
- No, but recommended for NNRTI-exposed infants only
- Not recommended

---

25. Is efavirenz (EFV) recommended as the preferred NNRTI for treatment initiation in children aged three and older?

- Yes
- No
- Other: please specify \_\_\_\_\_

---

26. What is the recommended NRTI backbone for treatment initiation in children aged 3–10 years in the national guidelines?

- TDF + 3TC (or FTC)
- AZT + 3TC (or FTC)
- ABC + 3TC (or FTC)
- Other: please specify \_\_\_\_\_

---

27. What is the recommended NRTI backbone for treatment initiation in adolescents >35kg and at least 10 years of age in the national guidelines?

- TDF + 3TC (or FTC)
- AZT + 3TC (or FTC)
- ABC + 3TC (or FTC)
- Other: please specify \_\_\_\_\_

### Viral load

---

28. Does your country have a current national policy on routine viral load testing for monitoring antiretroviral therapy and to what extent is it implemented?

a) For adults and adolescents

- Yes, fully implemented
- Yes, partially implemented
- Yes, but not implemented
- No, targeted viral load testing only
- No policy on viral load testing

- 
- b) For children
- Yes, fully implemented
  - Yes, partially implemented
  - Yes, but not implemented
  - No, targeted viral load testing only
  - No policy on viral load testing

**28.1** If your country has a national policy on routine viral load testing, what is the frequency of testing for viral suppression recommended in national policy?

- Annual
- Episodic
- Both annual and episodic
- Other: please specify \_\_\_\_\_

---

**29.** Where is viral load testing currently available in your country?

- Available at specialized centres only
- Available at antiretroviral therapy facilities, either on-site or by referral
- Other (please specify) \_\_\_\_\_

**29.1** If viral load testing is available at antiretroviral therapy facilities in your country, please provide an estimate of the percentage of antiretroviral therapy facilities that have it available: \_\_\_\_\_%

---

**30.** Is point-of-care viral load testing available at any health facility in your country?

- Yes
- No

---

**31.** Does the country have a policy to prioritize viral load testing in select populations and/or situations (i.e. pregnant women, infants, adolescents)?

- Yes
- No

**31.1** If yes, is it implemented:

- Countrywide
- Large number of sites
- Small number of sites

---

**HIV drug resistance**

---

**32.** Does your country have systems in place to monitor antiretroviral drug resistance?

- Yes
- No

---

**33.** In the past three years, has your country carried out HIV drug resistance (HIVDR) surveillance according to the following WHO protocols:

**a)** Pre-treatment drug resistance surveys<sup>23</sup>

- Yes
- No

**a.i.** If yes, please specify:

- Year it was last started \_\_\_\_\_
- Number of clinics surveyed \_\_\_\_\_
- No. of patients enrolled in survey \_\_\_\_\_

**b)** Acquired drug resistance surveys among adults<sup>24</sup>

- Yes
- No

---

<sup>23</sup> For details please see [http://www.who.int/hiv/pub/drugresistance/pretreatment\\_drugresistance/en/](http://www.who.int/hiv/pub/drugresistance/pretreatment_drugresistance/en/).

<sup>24</sup> For details please see [http://www.who.int/hiv/pub/drugresistance/acquired\\_drugresistance/en/](http://www.who.int/hiv/pub/drugresistance/acquired_drugresistance/en/).

---

**b.i. If yes, please specify:**

- Year it was last started \_\_\_\_\_
- Number of clinics surveyed \_\_\_\_\_
- No. of patients enrolled in survey \_\_\_\_\_

**c) Acquired drug resistance surveys among children**

- Yes
- No

**c.i. If yes, please specify:**

- Year it was last started \_\_\_\_\_
- Number of clinics surveyed \_\_\_\_\_
- No. of patients enrolled in survey \_\_\_\_\_

**d) HIV drug resistance among infants (<18 months) using early infant diagnosis<sup>25</sup>**

- Yes
- No

**d.i. If yes, please specify:**

- Year it was last started \_\_\_\_\_
- Number of laboratories sampled \_\_\_\_\_
- No. of patients enrolled in survey \_\_\_\_\_

**e) Survey or routine monitoring of clinic performance using early warning indicators for HIV drug resistance**

- Yes
- No

**e.i. If yes, please specify:**

- Year it was last started \_\_\_\_\_
- Number of clinics surveyed \_\_\_\_\_

---

**34. Excluding passive pharmacovigilance approaches, does your country make an ongoing systematic effort to monitor the toxicity of antiretroviral medicines in the country?**

- Yes
- No

**34.1 If yes, what approaches are used (please select all that apply):**

- Sentinel sites report toxicity
- Active surveillance within cohorts established to assess a range of treatment outcomes
- Active surveillance within cohorts established solely to monitor toxicity
- Pregnancy registry
- Surveillance of birth defects
- Monitoring of mother-infant pairs during breastfeeding

---

**Adherence and retention**

**35. Does your country have national policies and/or strategies on adherence support:**

- Yes
  - No
- 

<sup>25</sup> For details please see <http://www.who.int/hiv/topics/drugresistance/en/>.

---

**35.1 If yes, do they include (please select all that apply):**

- Peer counsellors
- Text messages
- Use of reminder devices
- Cognitive-behavioural therapy
- Behavioural skills training/medication adherence training
- Fixed-dose combinations and once-daily regimens
- Case management
- Peer navigation
- Other: please specify \_\_\_\_\_

---

**36. Does your country have national policies and/or strategies on retention in antiretroviral therapy:**

- Yes
- No

**36.1 If yes, do they include (please select all that apply):**

- Community-based interventions
- Adherence clubs and peer support
- Other: please specify \_\_\_\_\_

---

**37. Are any of the following adherence support services available in your country (please select all that apply):**

- Peer counsellors
- Text messages
- Use of reminder devices
- Cognitive-behavioural therapy
- Behavioural skills training / medication adherence training
- Fixed-dose combinations and once-daily regimens
- Case management
- Peer navigation
- Other: please specify \_\_\_\_\_

---

**38. Are treatment literacy programmes available in your country to people living with HIV, including information on side effects, drug resistance, etc?**

- Yes
- No

---

**TRIPS**

---

**39. What public health-related Trade-related aspects of intellectual property rights (TRIPS) flexibilities\* are incorporated in your country's national legislation on industrial and/or intellectual property, and which have been used to enhance access to HIV-related products and/or other health products?**

Public health-related TRIPS flexibilities	Are they incorporated in national legislation on industrial/ intellectual property?	If yes, in which year were they used?	If yes, for which commodity have they been used?
Exhaustion of rights (parallel importation) (Article 6)	Yes/No		
Patentable subject matter (Article 27)	Yes/No		
Research and experimental use exception (Article 30)	Yes/No		
Regulatory (bolar) exception (Article 30)	Yes/No		

---

Compulsory licensing (Article 31)	Yes/No
Public, non-commercial use (government use) (Article 31)	Yes/No
Scope of pharmaceutical test data protection (Article 39.3)	Yes/No
Competition law (Article 40)	Yes/No
Transition periods (Articles 65.2; 65.4; and 66.1)	Yes/No

2. Eliminate new HIV infections among children by 2020 while ensuring that 1.6 million children have access to HIV treatment by 2018

**Prevention of mother-to-child transmission of HIV**

40. Does your country have a national plan for the elimination of mother-to-child transmission (MTCT) of HIV:

- Yes
- No

40.1 If yes, please specify:

- Target(s) for the mother-to-child transmission rate \_\_\_\_\_
- Year \_\_\_\_\_
- Elimination target(s) (such as the number of cases/population)
- Year \_\_\_\_\_

41. What is the current nationally recommended regimen for preventing the mother-to-child-transmission of HIV, in accordance with Ministry of Health guidelines or directives:

- Treat All pregnant women / breastfeeding women for life
- HAART during pregnancy and breastfeeding only
- Other: please specify regimen \_\_\_\_\_

41.1 If your country is applying a TREAT ALL policy for pregnant and breastfeeding women living with HIV, how is it being implemented?

- Implemented in a small number (<50%) of maternal and child health (MCH) sites
- Implemented in a large number (>50%) of MCH sites
- Implemented countrywide
- Not implemented in practice
- Other

42. What is the current nationally recommended first-line antiretroviral therapy regimen for pregnant and breastfeeding women living with HIV:

- TDF/3TC(FTC)/EFV
- Other (please specify) \_\_\_\_\_

43. What is the current nationally recommended regimen for preventing the mother-to-child transmission of HIV for HIV-exposed infants?

- a) Please specify the infant prophylaxis regimen \_\_\_\_\_
- b) Recommended duration of the regimen \_\_\_\_\_

---

**44. Does your country have a national recommendation on infant feeding for HIV-exposed infants:**

- Yes, breastfeeding
- Yes, replacement feeding
- Yes, both are recommended, left to individual choice or different settings
- No

**44.1 If breastfeeding is recommended for HIV-positive women and HIV-exposed infants, is the recommended duration specified:**

- Yes, please specify the duration in months \_\_\_\_\_
- No

---

**45. Is food and nutrition support in your country integrated within PMTCT programmes?**

- Implemented in few (<50%) of maternal and child health sites
- Implemented in many (>50%) of maternal and child health sites
- Implemented countrywide
- Not implemented in practice
- Other

---

**46. Does your country have a national strategy on interventions at delivery for women living with HIV who have not previously been tested for HIV?**

- Yes, fully implemented
- Yes, partially implemented
- Yes, but not implemented
- No

---

**47. Is vertical transmission of HIV criminalized in your country?**

- Yes
- No

---

**Elimination of mother-to-child transmission of syphilis**

---

**48. Does your country have a national plan for the elimination of mother-to-child transmission of syphilis:**

- Yes, integrated with HIV or other elimination initiative(s)
- Yes, standalone (not integrated with HIV or other elimination initiatives)
- No national plan

---

**49. Does your country have a national policy for routinely screening pregnant women for syphilis:**

- Yes
- No

**49.1 If yes, what tests are used:**

- Laboratory-based non-treponemal (such as RPR/VDRL)
- Laboratory-based treponemal (such as TPPA, TPHA)
- Rapid syphilis treponemal tests (such as those from Bioline, Determine, Chembio)
- Dual HIV/syphilis rapid tests

---

**Early infant diagnosis**

---

**50. At what age do your national guidelines recommend that infants be tested for HIV (please select all that apply)?**

- At birth
  - 2 months
  - 6 months
  - 12 months
  - 18 months
  - 24 months
-



---

51. In addition to PMTCT settings, do any of the following sites in your country carry out HIV testing of children (please select all that apply)?

- Paediatric inpatient wards
- Nutrition centres
- Immunization clinics
- Outpatient clinics
- Other: please specify \_\_\_\_\_

---

52. Does the country have a policy to provide nucleic acid testing for HIV-exposed infants (early infant diagnosis, DNA-PCR) at birth?

- Yes
- No

---

53. Are HIV-exposed infants tested for HIV antibodies at nine months in your country?

- Yes
- No

---

54. Is a final diagnosis HIV antibody test at 18 months of age or three months after breastfeeding ends being implemented in your country?

- Yes
- No

---

55. Does your country have point-of-care viral load testing policy or recommendation for early infant diagnosis (EID)?

- Yes
- No

55.1 If yes, is it implemented:

- Countrywide
- Large number of sites
- Small number of sites

---

**Community engagement in the prevention of mother-to-child transmission of HIV**

---

56. How many health facilities in your country are providing services for preventing mother-to-child transmission (PMTCT) in the country? \_\_\_\_\_  
How many of the health facilities providing PMTCT services have community accountability mechanisms\* in place? \_\_\_\_\_

---

57. Are there targeted interventions to ensure that any of the following human rights considerations are addressed as part of PMTCT programmes (please select all that apply):

- Voluntary and informed consent as sole basis for testing and/or treatment for HIV
- Voluntary and informed consent as sole basis for abortion, contraception and/or sterilization of women living with HIV
- Confidentiality and privacy
- Prevention of grave or systematic human rights abuses\* as part of PMTCT programmes
- Due diligence to address any human rights abuses as part of PMTCT programmes

---

58. Has a meeting been held at the national level to review PMTCT progress in the past 12 months?

- Yes
- No

58.1 If yes:

a) Were community and civil society represented at the national review meeting?

- Yes
- No

b) Was the opportunity provided for community and civil society to provide comments?

- Yes
  - No
-

- 
- c) Was analysis by community and civil society provided in a systematic manner?
- Yes
- No
- d) Was analysis provided by community and civil society documented and disseminated following the meeting?
- Yes
- No
- e) Do women living with HIV in your country participate\* in developing policies, guidelines and strategies relating to PMTCT?
- Yes
- No
- 

### Child ART

---

59. Do the national guidelines recommend treating all infants and children living with HIV irrespective of symptoms?
- Yes, with an age cut-off to treat all of <1 years
- Yes, with an age cut-off to treat all of <2 years
- Yes, with an age cut-off to treat all of <5 years
- Yes, with an age cut-off to treat all of <10 years
- Treat All
- Other (please specify) \_\_\_\_\_
- 59.1 What is the status of implementing the age cut-off policy adopted in your country?
- Implemented in a few (<50%) treatment sites
- Implemented in many (>50%) treatment sites
- Implemented countrywide
- Not implemented in practice
- Other: please specify \_\_\_\_\_
- 
60. When is a child who initiated antiretroviral therapy considered lost to follow-up in your country?
- Has not been seen for HIV care or pharmacy pick up in 1 month
- Has not been seen for HIV care or pharmacy pick up in 2 months
- Has not been seen for HIV care or pharmacy pick up in 3 months
- 
61. Does your country have a strategy or plan to ensure that adolescents born with HIV are not lost to follow-up as they transition into adult HIV care?
- Yes
- No
- 
62. Are cohorts of children receiving antiretroviral therapy cohorts monitored (i.e., ensuring that these children are alive and receiving antiretroviral therapy) in national registers at 6 month and 12 month intervals?
- Yes
- No
- 
63. Are growth monitoring and nutrition programmes for children integrated with HIV testing and treatment in your country?
- Implemented in few (<50%) treatment sites
- Implemented in many (>50%) treatment sites
- Implemented countrywide
- Not implemented in practice
- Other
-

3. Ensure access to combination prevention options, including pre-exposure prophylaxis, voluntary medical male circumcision, harm reduction and condoms, to at least 90% of people, especially young women and adolescent girls in high-prevalence countries and key populations-gay men and other men who have sex with men, transgender people, sex workers and their clients, people who inject drugs and prisoners

- Ensure that 90% of people at risk of HIV infection have access to comprehensive HIV prevention services, including sex workers and their clients, men who have sex with men, transgender people, people who inject drugs and prisoners.
- Reach 3 million people with pre-exposure prophylaxis by 2020
- Reach 25 million men with voluntary medical male circumcision in high-incidence countries by 2020
- Make 20 billion condoms available annually by 2020 in low- and middle-income countries

---

**64. Have recommendations from the 2016 WHO Consolidated guidelines on HIV prevention, diagnosis, treatment and care for key populations been included in the national HIV policy or national plans?**

- Yes, fully
- Yes, partially
- No
- Don't know

---

**Laws**

---

**65. Are transgender people criminalized and/or prosecuted in your country?**

- Both criminalized and prosecuted
- Criminalized
- Prosecuted
- Neither criminalized nor prosecuted

---

**66. Is cross-dressing criminalized in your country?**

- Yes
- Yes, only in parts of the country
- Yes, only under certain circumstances
- No

---

**67. Is sex work criminalized in your country?**

- Selling and buying sexual services is criminalized
- Selling sexual services is criminalized
- Buying sexual services is criminalized
- Partial criminalization of sex work
- Other punitive regulation of sex work
- Sex work is not subject to punitive regulations or is not criminalized
- Issue is determined/differs at subnational level

---

**68. Does your country have laws criminalizing same sex sexual acts?**

- Yes, death penalty
  - Yes, imprisonment (14 years – life)
  - Yes, imprisonment (up to 14 years)
  - No penalty specified
  - No specific legislation
  - Laws penalizing same-sex sexual acts have been decriminalized or never existed
-

---

**69. Does your country retain the death penalty in law for people convicted of drug-related offences?**

- Yes
- No

**69.1 If yes, what is the level of application?**

- High application (sentencing of people convicted of drug offences to death and/or carrying out executions are routine and mainstreamed part of the criminal justice system)
- Low application (executions for drug offences may have been carried out in recent years, but in practice such penalties are relatively rare)
- Symbolic application (the death penalty for drug offences is included in legislation but executions are not carried out)
- Insufficient data to classify the country as having a high, low or symbolic application

---

**70. Is drug use or possession for personal use an offence in your country?**

- Drug use or consumption is a specific offence in law
- Possession of drugs for personal use is specified as a criminal offence
- Possession of drugs for personal use is specified as a non-criminal offence
- There is compulsory detention for drug offences

---

**71. Does your country have other punitive laws affecting lesbian, gay, bisexual, transgender and intersex (LGBTI) people?**

- Yes, promotion ("propaganda") laws
- Yes, morality laws or religious norms that limit lesbian, gay, bisexual, transgender and intersex freedom of expression and association
- No

---

**Legal protections for key populations**

---

**72. Does your country have any of the following legal protections for transgender people (please select all that apply)?**

- Constitutional prohibition of discrimination based on gender diversity
- Prohibitions of discrimination in employment based on gender diversity
- A third gender is legally recognized
- Other non-discrimination provisions specifying gender diversity
- No

---

**73. Does your country have any of the following legal protections for sex workers (please select all that apply)?**

- Constitutional prohibition of discrimination based on occupation
- Sex work is recognized as work
- Other non-discrimination provisions specifying sex work
- No

---

**74. Does your country have any laws or other provisions specifying protections based on grounds of sexual orientation (please select all that apply):**

- Constitutional prohibition of discrimination based on sexual orientation
- Hate crimes based on sexual orientation considered an aggravating circumstance
- Incitement to hatred based on sexual orientation prohibited
- Prohibition of discrimination in employment based on sexual orientation
- Other non-discrimination provisions specifying sexual orientation

---

**75. Does your country have any specific antidiscrimination laws\* or other provisions that apply to people who use drugs?**

- Yes
- No

---

**76. Is there explicit supportive reference to harm reduction in national policies?**

- Yes
  - No
-

---

**76.1** If yes, do policies address the specific needs of women who inject drugs?

- Yes  
 No
- 

**HIV prevention for sex workers**

---

**77.** Does your country have a national prevention strategy to reduce new infections among sex workers and provide services to sex workers and their clients?

- Yes  
 No

**77.1** If yes, does the national strategy include (please select all that apply):

- Community empowerment and capacity building for sex worker organizations  
 Community-based outreach and services for sex workers and their clients  
 Distribution of condoms for sex workers and their clients  
 Clinical services for sex workers and their clients  
 Legal support services for sex workers  
 Actions to address gender based violence  
 Actions to reduce stigma and discrimination in the health setting
- 

**78.** Has your country set national HIV prevention targets for 2020?

- Yes  
 No

**78.1** If yes, what are the national prevention targets for sex workers and their clients for 2020?

Annual number of new HIV infections among sex workers and their clients \_\_\_\_\_

Percentage of sex workers and their clients reached by HIV prevention services:

Sex workers \_\_\_\_\_

Clients \_\_\_\_\_

---

**HIV prevention for men who have sex with men**

---

**79.** Does your country have a national prevention strategy to reduce new infections among and provide services to gay men and other men who have sex with men?

- Yes  
 No

**79.1** If yes, does the national strategy include for gay men and other men who have sex with men:

- Community empowerment and capacity building for organizations of men who have sex with men  
 Community-based outreach and services  
 Distribution of condoms and condom-compatible lubricants  
 Sexually transmitted infection (STI) prevention, screening and treatment services  
 Clinical services  
 Psychosocial counselling and/or mental health services  
 Legal support services  
 Actions to address homophobic violence  
 Actions to reduce stigma and discrimination
-

---

80. Has your country set national prevention targets for gay men and other men who have sex with men for 2020?

- Yes  
 No

80.1 If yes, what are the national prevention targets for 2020 for gay men and other men who have sex with men?

- a) Annual number of new HIV infections among gay men and other men who have sex with men \_\_\_\_\_  
b) Percentage of gay men and other men who have sex with men reached by prevention programmes \_\_\_\_\_
- 

**HIV prevention for people who inject drugs**

---

81. Do national policies exclude people who are currently using drugs from receiving ART?

- Yes  
 No
- 

82. Are needle and syringe programmes operational in your country?

- Yes  
 No, not at all  
 No, but needles and syringes can be purchased legally in pharmacies without a prescription
- 

83. Can possession of a needle or syringe without a prescription be used as evidence of drug use or cause for arrest in your country?

- Yes  
 No
- 

84. Are opioid substitution therapy (OST) programmes operational in your country?

- Yes  
 No
- 

85. Are drug dependence treatment interventions, other than opioid substitution therapy, implemented in the country?

- Yes  
 No

85.1 If yes, are they for:

- Opioid dependence  
 Non-opioid dependence
- 

86. Is naloxone (used to reverse opioid overdoses) available through community distribution in your country?

- Yes  
 No
- 

87. Do safe injection spaces/rooms exist?

- Yes  
 No

87.1 If yes, please specify:

- Number of spaces/rooms \_\_\_\_\_  
 Number of enrollees \_\_\_\_\_
- 

**HIV prevention services for prisoners**

---

88. Are needle and syringe programmes operational in prisons in your country?

- Yes  
 No
-

---

89. Are opioid substitution therapy (OST) programmes operational in prisons in your country?

- Yes  
 No
- 

90. Are condoms and lubricants available to prisoners in your country?

- Yes  
 No
- 

91. Are HIV tests in prisons in your country:

a) Carried out with the informed consent of prisoners?

- Yes  
 No

b) Free of charge?

- Yes  
 No

c) Confidential?

- Yes  
 No

d) Available at any time during detention?

- Yes  
 No

e) Accompanied by relevant and accessible information?

- Yes  
 No

f) Accompanied by confidential pre- and post-test counselling?

- Yes  
 No

g) Equally accessible to all prisoners?

- Yes  
 No

g.i If no, which prisoners do not have equal access? \_\_\_\_\_

---

92. Is antiretroviral therapy (ART) available to all prisoners living with HIV in your country?

- Yes  
 No
- 

**Participation of key populations in the national response**

---

93. Do men who have sex with men participate\* in developing policies, guidelines and strategies relating to their health in your country?

- Yes  
 No
- 

94. Do sex workers participate\* in developing policies, guidelines and strategies relating to their health in your country?

- Yes  
 No
-

---

95. Do people who inject drugs participate\* in developing policies, guidelines and strategies relating to their health in your country?

- Yes  
 No

---

96. Do transgender people participate\* in developing policies, guidelines and strategies relating to their health in your country?

- Yes  
 No

---

97. Do former and/or current prisoners participate\* in developing policies, guidelines and strategies relating to their health in your country?

- Yes  
 No

---

**Services for people affected by humanitarian emergencies**

---

98. Are the following services accessible to people affected by humanitarian emergencies in your country? (by all people affected by emergencies, including but not limited to: non-displaced people, refugees and asylum seekers, internally displaced people and migrants)

a) HIV counselling and testing

- Yes  
 No  
 Not applicable

b) Preventing mother-to-child transmission

- Yes  
 No  
 Not applicable

c) HIV treatment

- Yes  
 No  
 Not applicable

d) TB screening and treatment

- Yes  
 No  
 Not applicable

e) Preventing and treating sexually transmitted infections

- Yes  
 No  
 Not applicable

f) Services for key populations

- Yes  
 No  
 Not applicable

g) Services for survivors of sexual and gender-based violence\*

- Yes  
 No  
 Not applicable

h) Food and nutrition support

- Yes  
 No  
 Not applicable
-



---

**Pre-exposure prophylaxis (PrEP)**

---

**99. Is pre-exposure prophylaxis (PrEP) available in your country?**

- Yes  
 No

**99.1 If PrEP is available, is it (please select all that apply):**

- Provided as a national policy  
 Provided as part of a pilot project  
 Available through research  
 Available through private providers

**99.2 If PrEP is available, please specify for whom and provide the eligibility criteria applied for provision of PrEP:**

- Gay men and other men who have sex with men  
Please specify eligibility criteria: \_\_\_\_\_
- Sex workers  
Please specify eligibility criteria: \_\_\_\_\_
- People who inject drugs  
Please specify eligibility criteria: \_\_\_\_\_
- Transgender people  
Please specify eligibility criteria: \_\_\_\_\_
- Serodiscordant couples  
Please specify eligibility criteria: \_\_\_\_\_
- Young women  
Please specify eligibility criteria: \_\_\_\_\_
- Other: please specify \_\_\_\_\_  
Please specify eligibility criteria: \_\_\_\_\_

**99.3 If PrEP is available, is a training programme on PrEP provided to healthcare personnel?**

- Yes  
 No

**99.4 If PrEP is not available, is it because (please select all that apply):**

- There is no policy  
 There is no identified group with sufficiently high incidence in accordance with the WHO guidelines  
 It is not a funding priority  
 The medicines are not available in the country  
 The technical capacity to consider PrEP is limited

---

**Voluntary medical male circumcision (VMMC)**

---

Please note these questions are only asked from 16 countries with high HIV prevalence, low levels of male circumcision and generalized heterosexual epidemics: Botswana, Ethiopia, Central African Republic, Kenya, Lesotho, Malawi, Mozambique, Namibia, Rwanda, South Africa, South Sudan, Swaziland, Uganda, United Republic of Tanzania, Zambia and Zimbabwe.

**100. Does your country have a national strategy for voluntary medical male circumcision?**

- Yes  
 No

**100.1 If yes, does it refer to a specific age group?**

- Yes, refers to a specific age group  
Please specify the age group \_\_\_\_\_
- No age group specified

**100.2 If the national VMMC strategy refers to a specific age group, has a target been set for the number of men in this age group to be reached?**

- Yes  
 No
-

---

**100.2.a If yes, please specify:**

- The target number or proportion of men in that age group
- The target year

---

**101. What medical male circumcision methods are recommended/approved by the national programme (please select all that apply)?**

- Conventional surgical methods (dorsal slit, forceps guided, sleeve resection)
- WHO prequalified device method approved for use

---

**102. Is voluntary medical male circumcision in your country offered:**

- Free of charge
- Free for some
- Full cost to the user
- At a cost shared between user and programme

---

**Condoms**

---

**103. Does your country have a strategy or plan related to condoms?**

- Yes
- No

**103.1 If yes, does the national condom strategy or plan explicitly address the needs of and targeted condom programming for the following populations (please select all that apply):**

- People living with HIV
- Sex workers (male and female)
- Men who have sex with men
- People who inject drugs
- Young people (15-24 years old)
- People with sexually transmitted infections (STI)
- Prisoners
- The general public

**103.2 If yes, does the national condom strategy or plan include (please select all that apply):**

- Free distribution to key populations
- Subsidized condom marketing
- Private sector sales
- Condom promotion through mass media
- Condom promotion in (secondary) schools
- Condom distribution in (secondary) schools

---

**104. Have the national needs for condoms been estimated?**

- Yes
- No

---

**105. Can any individuals be prosecuted or punished for carrying condoms in your country?**

- Yes
- No

---

**106. Are there age restrictions for accessing condoms in your country?**

- Yes
  - No
-

---

107. Are there restrictions on distributing condoms in public places in your country?

- Yes  
 No
- 

108. Have there been condom stock-outs\* in the past 12 months?

a) National stock outs:

- Yes  
 No

b) Local stock outs

- Yes  
 No
- 

109. How many condoms and lubricants were distributed (that left the central or regional warehouses for onward distribution) in the previous calendar year by type of provider?

a) Male condoms:

Total \_\_\_\_\_  
Public \_\_\_\_\_  
Private \_\_\_\_\_  
NGOs \_\_\_\_\_

b) Female condoms:

Total \_\_\_\_\_  
Public \_\_\_\_\_  
Private \_\_\_\_\_  
NGOs \_\_\_\_\_

c) Lubricants:

Total \_\_\_\_\_  
Public \_\_\_\_\_  
Private \_\_\_\_\_  
NGOs \_\_\_\_\_

---

#### 4. Eliminate gender inequalities and end all forms of violence and discrimination against women and girls, people living with HIV and key populations by 2020

- Ensure universal access to quality and affordable sexual and reproductive health-care services, including HIV services, for women.
  - Eliminate HIV-related stigma and discrimination in health-care settings by 2020.
  - Review and reform laws that reinforce stigma and discrimination, including on age of consent, HIV non-disclosure, exposure and transmission, travel restrictions and mandatory testing.
- 

#### Violence

---

110. Does your country have a national plan or strategy to address gender-based violence\* and violence against women that includes HIV?

- Yes  
 No
- 

111. Does your country have legislation on domestic violence\*?

- No  
 Yes
-

---

**111.1 If yes, does this legislation cover (please select all that apply):**

- Physical violence
- Sexual violence
- Emotional violence
- Economic violence
- Explicit criminalization of marital rape
- Protection of former spouses
- Protection of unmarried intimate partners

---

**112. Have any of the following provisions related to domestic violence\* been implemented in your country (please select all that apply)?**

- Court injunctions for the safety and security of survivors
- Protection services for survivors of domestic violence, such as legal services or shelters
- Services for the person perpetrating violence

---

**113. Does your country have criminal penalties for domestic violence\*?**

- Yes
- No

**113.1 If yes, have there been any prosecutions in the past two years?**

- Yes
- No

---

**114. Does your country have any of the following to protect key populations and people living with HIV from violence (please select all that apply)?**

- General criminal laws prohibiting violence
- Specific legal provisions prohibiting violence against people based on their HIV status or belonging to a key population
- Programmes to address intimate partner violence\*
- Programmes to address workplace violence
- Interventions to address police abuse
- Interventions to address torture and ill-treatment in prisons

---

**115. Does your country have service delivery points that provide the following appropriate medical and psychological care and support for women and men who have been raped and experienced incest, in accordance with the recommendations of the 2013 WHO guidelines *Responding to intimate partner violence and sexual violence against women*:**

**a) First-line support or what is known as psychological first aid**

- Yes
- No

**b) Emergency contraception for women who seek services within five days**

- Yes
- No

**c) Safe abortion if a woman becomes pregnant as a result of rape in accordance with national law**

- Yes
- No

**d) Post-exposure prophylaxis for sexually transmitted infections and HIV (within 72 hours of sexual assault) as needed**

- Yes
- No

---

**Child marriage**

---

**116. In your country, what is the legal age of marriage for (number of years):**

- a)** Girls \_\_\_\_\_
  - b)** Boys \_\_\_\_\_
-

---

117. In your country, is child marriage (a formal marriage or informal union before age 18) void or prohibited?

- Yes
- No

---

**Stigma and discrimination**

---

118. Does your country have policies in place requiring healthcare settings to provide timely and quality health care regardless of gender, nationality, age, disability, ethnic origin, sexual orientation, religion, language, socio-economic status, HIV or other health status, or because of selling sex, using drugs, living in prison or any other grounds?

- Yes, policies exist but are not consistently implemented
- Yes, policies exist and are consistently implemented
- No, policies do not exist

---

119. Does your country have interventions targeting health care workers to build their human rights competencies, to address stigma and discrimination and gender-based violence

- Yes, at scale\*
- Yes, as one-off activities
- Yes, on a small scale
- No

---

120. Does your country have laws criminalizing the transmission of, non-disclosure of or exposure to HIV transmission?

- Yes
- No, but prosecutions exist based on general criminal laws
- No

---

121. Does your country have laws or policies restricting the entry, stay and residence of people living with HIV?

- Yes
- No

---

**Parental and spousal consent for accessing services**

---

122. Does your country have laws requiring parental consent for adolescents to access sexual and reproductive health services?

- Yes, for adolescents younger than 18 years
- Yes, for adolescents younger than 16 years
- Yes, for adolescents younger than 14 years
- No

---

123. Does your country have laws requiring parental consent for adolescents to access HIV testing?

- Yes, for adolescents younger than 18 years
- Yes, for adolescents younger than 16 years
- Yes, for adolescents younger than 14 years
- No

---

124. Does your country have laws requiring parental consent for adolescents to access HIV treatment?

- Yes, for adolescents younger than 18 years
- Yes, for adolescents younger than 16 years
- Yes, for adolescents younger than 14 years
- No

---

125. Does your country have laws requiring spousal consent for married women to access sexual and reproductive health services?

- Yes
  - No
-

---

**126. Does your country have laws requiring spousal consent for married women to access HIV testing?**

- Yes
  - No
- 

5. Ensure that 90% of young people have the skills, knowledge and capacity to protect themselves from HIV and have access to sexual and reproductive health services by 2020, in order to reduce the number of new HIV infections among adolescent girls and young women to below 100 000 per year

---

**127. Does your country have education policies that guide the delivery of life skills-based HIV and sexuality education\*, according to international standards\*, in:**

- a) Primary school**
    - Yes
    - No
  
  - b) Secondary school**
    - Yes
    - No
  
  - c) Teacher training**
    - Yes
    - No
- 

**128. Do young people (15-24 years old) participate\* in developing of policies, guidelines and strategies relating to their health in your country?**

- Yes
- No

**128.1 If yes, do young people participate\* in any of the following decision-making spaces in the national HIV response?**

- Technical teams for the development, review and update of national AIDS strategies and plans
  - Technical teams for the development or review of programmes that relate to young people's access to HIV testing, treatment, care and support services?
  - Expanded UN Joint Teams on AIDS
  - UN thematic teams on legal and policy reform and review
  - National AIDS Coordinating Authority or equivalent, with a broad based multi-sector mandate
  - Global Fund Country Coordinating Mechanism
  - Civil society coordination spaces of populations most affected by HIV
  - Other: please specify \_\_\_\_\_
  - No
- 

6. Ensure that 75% of people living with, at risk of and affected by HIV benefit from HIV-sensitive social protection by 2020

---

**129. Does the country have an approved social protection\* strategy, policy or framework?**

- Yes and it is being implemented
  - Yes but it is not being implemented
  - No
-

---

**129.1 If yes:**

**a) Does it refer to HIV?**

- Yes  
 No

**b) Does it recognize people living with HIV as key beneficiaries?**

- Yes  
 No

**c) Does it recognize key populations (sex workers, gay men and other men who have sex with men, people who inject drugs, transgender people, prisoners) as key beneficiaries?**

- Yes  
 No

**d) Does it recognize adolescent girls and young women as key beneficiaries?**

- Yes  
 No

**e) Does it recognize people affected by HIV (children and families) as key beneficiaries?**

- Yes  
 No

**f) Does it address the issue of unpaid care work in the context of HIV?**

- Yes  
 No

---

**130. Are representatives of the National AIDS Programme or equivalent included in any social protection\* coordination mechanism or platform?**

- There is no social protection coordination mechanism or platform  
 There is a social protection coordination mechanism or platform but it does not include any representatives of the National AIDS Programme or equivalent  
 There is a social protection coordination mechanism or platform and it includes representatives of the National AIDS Programme or equivalent

---

**131. Are any cash transfer programmes\* for young women aged 15-24 years being implemented in the country?**

- Yes  
 No

---

**7. Ensure that at least 30% of all service delivery is community-led by 2020**

---

**132. Are there any of the following safeguards in laws, regulations and policies that provide for the operation of CSOs/CBOs in your country (please select all that apply)?**

- Registration of HIV CSOs is possible  
 Registration of CSOs/CBOs working with key populations is possible  
 HIV services can be provided by CSOs/CBOs  
 Services to key populations can be provided by CSOs/CBOs  
 Reporting requirements for CSOs/CBOs delivering HIV services are streamlined

---

**133. Are there laws, policies or regulations that enable access to funding for CSOs/CBOs?**

- Social contracting or other mechanisms allowing for funding of service delivery by communities from domestic funding  
 From international donors  
 Other: please specify \_\_\_\_\_
-

8. Ensure that HIV investments increase to US\$ 26 billion by 2020, including a quarter for HIV prevention and 6% for social enablers

9. Empower people living with, at risk of and affected by HIV to know their rights and to access justice and legal services to prevent and challenge violations of human rights

---

**134. In the past two years have there been training and/or capacity building programmes for people living with HIV and key populations to educate them and raise their awareness concerning their rights (in the context of HIV) in your country?**

- Yes, at scale at the national level
- Yes, at scale, at the sub-national level
- Yes, one-off activities
- Yes, at a small scale
- No

---

**135. Does your country have training programmes for the following on human rights and non-discrimination legal frameworks as applicable to HIV?**

**a) For police and other law enforcement personnel**

- Yes, at scale at national level
- Yes, at scale, at sub-national level
- Yes, one-off activities
- Yes, small scale
- No

**b) For members of the judiciary**

- Yes, at scale at national level
- Yes, at scale, at sub-national level
- Yes, one-off activities
- Yes, small scale
- No

**c) For elected officials (lawmakers/parliamentarians)**

- Yes, at scale at national level
- Yes, at scale, at sub-national level
- Yes, one-off activities
- Yes, small scale
- No

**d) For healthcare workers**

- Yes, at scale at national level
- Yes, at scale, at sub-national level
- Yes, one-off activities
- Yes, small scale
- No

---

**136. Does your country have training programmes on preventing violence against women and gender-based violence for the following:**

**a) For police and other law enforcement personnel**

- Yes, at scale at national level
  - Yes, at scale, at sub-national level
  - Yes, one-off activities
  - Yes, small scale
  - No
-



---

**b) For members of the judiciary**

- Yes, at scale at national level
- Yes, at scale, at sub-national level
- Yes, one-off activities
- Yes, small scale
- No

**c) For elected officials (lawmakers/parliamentarians)**

- Yes, at scale at national level
- Yes, at scale, at sub-national level
- Yes, one-off activities
- Yes, small scale
- No

**d) For healthcare workers**

- Yes, at scale at national level
- Yes, at scale, at sub-national level
- Yes, one-off activities
- Yes, small scale
- No

---

**137. Are there any of the following barriers to providing these trainings and/or capacity building activities (please select all that apply)?**

- Lack of political will
- Lack of funding
- Lack of capacity for delivery of trainings
- Barriers that hinder the target audience in accessing such trainings or capacity-building

---

**138. Are there mechanisms in place to record and address cases of HIV-related discrimination (based on perceived HIV status and/or belonging to any key population)?**

- Yes, please describe \_\_\_\_\_
- No

---

**139. Does your country have any of the following accountability mechanisms in relation to discrimination and violations of human rights in healthcare settings?**

- Complaints procedure
- Mechanisms of redress
- Procedures or systems to protect and respect patient privacy or confidentiality

---

**140. Does your country have any the following human rights monitoring and enforcement mechanisms?**

**a) Existence of independent functional national institutions for the promotion and protection of human rights, including human rights commissions, law reform commissions, watchdogs, and ombudspersons which consider HIV-related issues within their work**

- Yes
- No

**b) Oversight for implementation of concluding observations and recommendations from treaty monitoring bodies and UPR**

- Yes
- No

---

**141. Does your country have mechanisms in place to promote access to justice (please select all that apply)?**

- Yes, legal aid systems applicable to HIV casework
  - Yes, pro bono legal services provided by private law firms
  - Yes, legal services provided by (university-based) legal clinics
  - Yes, community paralegals
  - Yes, other: please describe \_\_\_\_\_
  - No
-

10. Commit to taking AIDS out of isolation through people-centered systems to improve universal health coverage, including treatment for tuberculosis, cervical cancer and hepatitis B and C

- Reduce tuberculosis-related deaths among people living with HIV by 75% by 2020.

142. To what extent are health facilities delivering HIV services integrated with other health services in your country? (please select the level of integration for each service)

Services	Level of integration		
	Fully integrated in all health facilities	Integrated in some health facilities	Delivered separately
a) HIV counselling and testing with sexual and reproductive health			
b) HIV treatment and care with sexual and reproductive health			
c) HIV counselling and testing integrated in TB services			
d) TB screening in HIV services			
e) ART and TB treatment			
f) HIV and hepatitis C treatment			
g) HIV counselling and testing and chronic non-communicable diseases			
h) ART and chronic non-communicable diseases			
i) HIV counselling and testing and general outpatient care			
j) ART and general outpatient care			
k) Violence screening and mitigation integrated in HIV services			
l) HIV testing and counselling integrated in cervical cancer screening and treatment services			
m) Cervical cancer screening integrated in HIV services			
n) PMTCT with antenatal care / maternal and child health			
o) HIV treatment and care with nutrition support			
p) HIV testing with child health services (including growth monitoring, nutrition and immunization)			

---

q) HIV treatment and care with child health services (including growth monitoring, nutrition and immunization)

---

r) HIV and harm reduction services

---

**143. Is cervical cancer screening and treatment for women living with HIV recommended in:**

**a) The national strategy, policy, plan or guidelines for cancer, cervical cancer or the broader response to non-communicable diseases (NCDs)**

- Yes  
 No

**b) The national strategic plan governing the AIDS response**

- Yes  
 No

**c) National HIV-treatment guidelines**

- Yes  
 No
- 

**144. What coinfection policies are in place in the country for adults, adolescents and children (please select all that apply)?**

- Isoniazid preventive therapy (IPT) or latent TB infection (LTBI) prophylaxis for people living with HIV  
 Intensified TB case finding among people living with HIV  
 TB infection control in HIV health-care settings  
 Co-trimoxazole prophylaxis  
 Hepatitis B screening and management in antiretroviral therapy clinics  
 Hepatitis C screening and management in antiretroviral therapy clinics  
 Hepatitis B vaccination provided at antiretroviral therapy clinics  
 Hepatitis C treatment (direct-acting antiviral agents) provided in antiretroviral therapy clinics  
 Other: please specify \_\_\_\_\_
- 

### **Sexually transmitted infections (STIs)**

---

**145. Does your country have national STI treatment guidelines or recommendations:**

- Yes  
 No

**145.1** If yes, in what year were they last updated? \_\_\_\_\_

---

**146. Does your country have a national strategy or action plan for the prevention and control of STIs?**

- Yes  
 No
- 

**147. Is gonococcal antimicrobial-resistance monitoring conducted in the country?**

- Yes, annually  
 Yes, less than annually  
 No
- 

**148. Does the national definition for congenital syphilis include stillbirths?**

- Yes  
 No
-

---

**National HIV strategy and monitoring and evaluation**

**Strategy**

**149. Does your country have a national strategy or policy that guides the AIDS response?**

- Yes, a stand-alone AIDS strategy or policy
- Yes, a health strategy or policy that integrates the AIDS response
- No
- Other: please specify \_\_\_\_\_

**149.1 If yes, has the national HIV strategy or policy been reviewed in the past two years?**

- Yes
- No

**149.2 If yes, does the national strategy or policy guiding the AIDS response explicitly address the following key populations or vulnerable groups (please select all that apply)?**

- Adolescent key populations
- Men who have sex with men
- People in prisons and other closed settings
- People who inject drugs
- Sex workers (male and female)
- Transgender people
- Non-displaced people affected by emergencies
- Refugees
- Internally displaced people
- Migrants and asylum-seekers

**149.3 If yes, does the national strategy or policy guiding the AIDS response (please select all that apply):**

- Specifically include explicit plans or activities that address the needs of key populations
- Specifically include explicit plans or activities that address the needs of young women and girls
- Draw on the most recent evidence about the national HIV epidemic and the status of the response
- Integrate inputs from a multisectoral process, including various government sectors as well as non-governmental partners

**149.4 If yes, does the national strategy or policy guiding the AIDS response include gender-transformative\* interventions, including interventions to address the intersections of gender-based violence and HIV?**

- Yes
- No

**149.a If yes, does the national strategy or policy guiding the AIDS response include a dedicated budget for implementing gender-transformative interventions\*?**

- Yes
- No

**Monitoring and evaluation**

**150. Does your country have a national monitoring and evaluation plan or strategy for HIV?**

- Yes, a stand-alone HIV monitoring and evaluation strategy or plan
- Yes, HIV monitoring and evaluation is integrated in a broader health monitoring and evaluation strategy or plan
- No
- Other: please specify \_\_\_\_\_

**150.1 If yes, has it been updated in the past two years?**

- Yes
  - No
-

---

**150.2 If yes, does it integrate gender-sensitive indicators\*?**

- Yes
  - No
- 

**151. Does your country routinely collect data on HIV service delivery data that are institutionalized in an information system:**

- No system exists for routinely collecting data on HIV service delivery
  - Multiple unharmonized or parallel information systems exist that various entities manage and operate separately
  - One information system, or a harmonized set of complementary public sector information systems, exists that includes specific indicators on HIV service delivery for national level reporting
  - One information system, or a harmonized set of complementary information systems, including community health information systems, exists that includes specific indicators on HIV service delivery for national-level reporting
- 

**152. Does your country have a method to de-duplicate key data such as people being diagnosed with HIV or people seeking antiretroviral therapy (i.e. unique identifiers)?**

- Yes
  - No
- 

**153. Does the country carry out sentinel surveillance in the following special populations:**

Population	Sentinel surveillance conducted	How often is it conducted (in years)?	In what year was the most recent survey conducted?	In what number of sites was surveillance conducted?
Antenatal clinic attendees	<input type="checkbox"/> Yes <input type="checkbox"/> No			
Sex workers	<input type="checkbox"/> Yes <input type="checkbox"/> No			
Men who have sex with men	<input type="checkbox"/> Yes <input type="checkbox"/> No			
People who inject drugs	<input type="checkbox"/> Yes <input type="checkbox"/> No			
Transgender people	<input type="checkbox"/> Yes <input type="checkbox"/> No			
In prisons and other closed settings	<input type="checkbox"/> Yes <input type="checkbox"/> No			
Other, please specify				

---

**154. Has a nationally-representative data quality assessment been conducted during the reporting period that provides information about the accuracy of facility-level data of the numbers of people reported to be on antiretroviral treatment?**

- Yes
  - No
-

# National Commitments and Policy Instrument: Part B

1. Ensure that 30 million people living with HIV have access to treatment through meeting the 90–90–90 targets by 2020

- Commit to the 90–90–90 targets
- Address regulations, policies and practices that prevent access to safe, efficacious and affordable generic medicines, diagnostics and related health technologies, including by ensuring the full use of the Agreement on Trade-Related Aspects of Intellectual Property Rights (TRIPS) flexibilities, and strengthen regional and local capacity to develop, manufacture and deliver quality-assured affordable health products.

\* The guidelines for the National Commitments and Policy Instrument define the terms marked with an asterisk (\*).

---

**1. Does your country have any forms of mandatory (or compulsory) HIV testing that are provided for or carried out?**

- No
- Yes, please briefly explain when mandatory testing is carried out and the groups that are affected: \_\_\_\_\_

---

**2. Where is viral load testing available in your country?**

- Available at specialized centres only
- Available at antiretroviral therapy facilities, either on-site or by referral
- Other: please specify \_\_\_\_\_

---

**3. Are any of the following retention support services available in your country (please select all that apply):**

- Community-based interventions
- Adherence clubs and peer support
- Other: please specify \_\_\_\_\_

---

**4. Are any of the following adherence support services available in your country (please select all that apply):**

- Peer counsellors
- Text messages
- Use of reminder devices
- Cognitive-behavioural therapy
- Behavioural skills training / medication adherence training
- Fixed-dose combinations and once-daily regimens
- Case management
- Peer navigation
- Other: please specify \_\_\_\_\_
-

2. Eliminate new HIV infections among children by 2020 while ensuring that 1.6 million children have access to HIV treatment by 2018

---

5. How many health facilities in the country are providing services for preventing mother-to-child transmission (PMTCT) of HIV? \_\_\_\_\_

---

6. How many of the health facilities providing PMTCT services have community accountability mechanisms\* in place? \_\_\_\_\_

---

7. Has a meeting been held at the national level to review PMTCT progress in the past 12 months?

- Yes  
 No

7.1 If yes:

a) Were community and civil society represented at the national review meeting?

- Yes  
 No

b) Was the opportunity provided for community and civil society to provide comments?

- Yes  
 No

c) Was analysis by community and civil society provided in a systematic manner?

- Yes  
 No

d) Was analysis provided by community and civil society documented and disseminated following the meeting?

- Yes  
 No
- 

8. Do women living with HIV in your country participate\* in developing policies, guidelines and strategies relating to PMTCT?

- Yes  
 No
- 

9. In the context of PMTCT programmes in your country, are there reports or is there documentation of any of the following (please select all that apply):

- Mandatory or coerced testing and/or treatment for HIV  
 Lack of informed, voluntary and prior obtained consent  
 Forced and coerced abortion, contraception and/or sterilization  
 Lack of confidentiality and privacy  
 Other grave or systematic human rights abuses\* (please describe) \_\_\_\_\_
- 

9.1 If there are reports of any of these situations in your country, is the government carrying out due diligence in responding to them?

- Yes  
 No  
 Don't know
-

3. Ensure access to combination prevention options, including pre-exposure prophylaxis, voluntary medical male circumcision, harm reduction and condoms, to at least 90% of people, especially young women and adolescent girls in high-prevalence countries and key populations-gay men and other men who have sex with men, transgender people, sex workers and their clients, people who inject drugs and prisoners

- Ensure that 90% of people at risk of HIV infection have access to comprehensive HIV prevention services, including sex workers and their clients, men who have sex with men, transgender people, people who inject drugs and prisoners.
- Reach 3 million people with pre-exposure prophylaxis by 2020
- Reach 25 million men with voluntary medical male circumcision in high-incidence countries by 2020
- Make 20 billion condoms available annually by 2020 in low- and middle-income countries

---

#### Law enforcement

---

10. Can possession of a needle/syringe without a prescription be used as evidence of drug use or cause for arrest in your country?

- Yes  
 No

11. Have transgender people in your country been arrested or prosecuted for manifestations of their gender identity in the past three years?

- Yes  
 No  
 Don't know

12. Have sex workers in your country been arrested or prosecuted in relation to selling sex in the past three years?

- Yes  
 No  
 Don't know

13. Have people in your country been arrested or prosecuted for consensual same sex sexual acts in the past three years?

- Yes  
 No  
 Don't know

14. Have people in your country been arrested or prosecuted for using drugs in the past three years?

- Yes  
 No  
 Don't know

---

#### Legal protections for key populations

---

15. Does your country have any of the following legal protection for transgender people (please select all that apply)?

- Constitutional prohibition of discrimination based on gender diversity  
 Prohibitions of discrimination in employment based on gender diversity  
 A third gender is legally recognized  
 Other non-discrimination provisions specifying gender diversity  
 No

16. Does your country have any of the following legal protections for sex workers (please select all that apply)?

- Constitutional prohibition of discrimination based on occupation  
 Sex work is recognized as work  
 Other non-discrimination provisions specifying sex work  
 No
-



---

17. Does your country have any laws or other provisions specifying protections based on grounds of sexual orientation (please select all that apply)?

- Constitutional prohibition of discrimination based on sexual orientation
- Hate crimes based on sexual orientation considered an aggravating circumstance
- Incitement to hatred based on sexual orientation prohibited
- Prohibition of discrimination in employment based on sexual orientation
- Other non-discrimination provisions specifying sexual orientation

---

18. Does your country have any specific antidiscrimination laws\* or other provisions that apply to people who use drugs?

- Yes
- No

---

**HIV prevention services for people who inject drugs**

---

19. Are needle and syringe programmes operational in your country?

- Yes
- No, not at all
- No, but needles and syringes can be legally purchased in pharmacies without a prescription

---

20. Is naloxone (used to reverse opioid overdoses) available through community distribution in your country?

- Yes
- No

---

21. Are opioid substitution therapy (OST) programmes operational in your country?

- Yes
- No

---

**HIV prevention services in prisons**

---

22. Are needle and syringe programmes operational in prisons in your country?

- Yes
- No

---

23. Are opioid substitution therapy (OST) programmes operational in prisons in your country?

- Yes
- No

---

24. Are condoms and lubricants available to prisoners in your country?

- Yes
- No

---

25. Is antiretroviral therapy (ART) available to all prisoners living with HIV in your country?

- Yes
  - No
-

---

**26. Are HIV tests in prisons in your country:**

**a) Carried out with the informed consent of prisoners?**

- Yes
- No

**b) Free of charge?**

- Yes
- No

**c) Confidential?**

- Yes
- No

**d) Available at any time during detention?**

- Yes
- No

**e) Accompanied by relevant and accessible information?**

- Yes
- No

**f) Accompanied by confidential pre- and post-test counselling?**

- Yes
- No

**g) Equally accessible to all prisoners?**

- Yes
- No

If no, which prisoners do not have equal access: please specify \_\_\_\_\_

---

**Participation**

---

**27. Do men who have sex with men participate\* in developing policies, guidelines and/or strategies relating to their health in your country?**

- Yes
  - No
- 

**28. Do sex workers participate\* in developing policies, guidelines and strategies relating to their health in your country?**

- Yes
  - No
- 

**29. Do people who inject drugs participate\* in developing policies, guidelines and strategies relating to their health in your country?**

- Yes
  - No
- 

**30. Do transgender people participate\* in developing the policies, guidelines and strategies relating to their health in your country?**

- Yes
  - No
- 

**31. Do former and/or current prisoners participate\* in developing policies, guidelines and strategies relating to their health in your country?**

- Yes
  - No
-

---

**Pre-exposure prophylaxis (PrEP)**

---

**32. Is pre-exposure prophylaxis (PrEP) available in the country?**

- Yes
- No

**32.1 If PrEP is available, is it (please select all that apply):**

- Provided as national policy
  - Provided as part of a pilot project
  - Provided through research
  - Available through private providers
  - Available through the Internet
- 

**4. Eliminate gender inequalities and end all forms of violence and discrimination against women and girls, people living with HIV and key populations by 2020**

- Ensure universal access to quality and affordable sexual and reproductive health-care services, including HIV services, for women.
  - Eliminate HIV-related stigma and discrimination in health-care settings by 2020.
  - Review and reform laws that reinforce stigma and discrimination, including on age of consent, HIV non-disclosure, exposure and transmission, travel restrictions and mandatory testing.
- 

**33. Have any of the following provisions related to domestic violence\* been implemented in your country (please select all that apply)?**

- Court injunctions to ensure the safety and security of survivors
  - Protection services for survivors of domestic violence, such as legal services or shelters
  - Services for the person perpetrating violence
- 

**34. Does your country have any of the following to protect key populations and people living with HIV from violence (please select all that apply)?**

- General criminal laws prohibiting violence
  - Specific legal provisions prohibiting violence against people based on their HIV status or belonging to a key population
  - Programmes to address intimate partner violence\*
  - Programmes to address workplace violence
  - Interventions to address police abuse
  - Interventions to address torture and ill-treatment in prisons
- 

**35. Does your country have service delivery points that provide the following appropriate medical and psychological care and support for women and men who have been raped and experienced incest in accordance with the recommendations of the 2013 WHO guidelines *Responding to intimate partner violence and sexual violence against women*:**

**a) First-line support or what is known as psychological first aid**

- Yes
- No

**b) Emergency contraception for women who seek services within five days**

- Yes
- No

**c) Safe abortion if a woman becomes pregnant as a result of rape in accordance with national law**

- Yes
- No

**d) Post-exposure prophylaxis for sexually transmitted infections and HIV (within 72 hours of sexual assault) as needed**

- Yes
  - No
-

---

**36. Does your country have policies in place requiring healthcare settings to provide timely and quality health care regardless of gender, nationality, age, disability, ethnic origin, sexual orientation, religion, language, socio-economic status, HIV or other health status, or because of selling sex, using drugs, living in prison or any other grounds?**

- Yes, policies exist but are not consistently implemented
  - Yes, policies exist and are consistently implemented
  - No, policies do not exist
- 

5. Ensure that 90% of young people have the skills, knowledge and capacity to protect themselves from HIV and have access to sexual and reproductive health services by 2020, in order to reduce the number of new HIV infections among adolescent girls and young women to below 100 000 per year

---

**37. Do young people (15-24 years old) participate\* in developing policies, guidelines and strategies relating to their health in your country?**

- Yes
- No

**37.1 If yes, do young people participate\* in any of the following decision-making spaces in the national HIV response?**

- Technical teams for the development, review and update of the national AIDS strategies and plans
  - Technical teams for the development or review of programmes that relate to young people's access to HIV testing, treatment, care and support services?
  - Expanded UN Joint Teams on AIDS
  - UN thematic teams on legal and policy reform and review
  - National AIDS Coordinating Authority or equivalent, with a broad based multi-sector mandate
  - Global Fund Country Coordinating Mechanism
  - Civil society coordination spaces of populations most affected by HIV
  - Other: please specify \_\_\_\_\_
  - No
- 

6. Ensure that 75% of people living with, at risk of and affected by HIV benefit from HIV-sensitive social protection by 2020

---

**38. Do any of the following barriers limit access to social protection\* programmes in your country (please select all that apply)?**

- Social protection programmes do not include people living with HIV, key populations and/or people affected by HIV
  - Lack of information available on the programmes
  - Complicated procedures
  - Fear of stigma and discrimination
  - Lack of documentation that confers eligibility, such as national identity cards
  - Laws or policies that present obstacles to access
  - High out-of-pocket expenses
  - People living with HIV, key populations and/or people affected by HIV are covered by another programme
  - Other: please specify \_\_\_\_\_
-

7. Ensure that at least 30% of all service delivery is community-led by 2020

---

**39. Does your country have restrictions to the registration and operation of civil society and community-based organizations that affect HIV service delivery?**

- Restrictions on registration
  - Territorial restrictions to operations, such as zoning
  - Restrictions on providing services to key populations
  - Cumbersome reporting and other restrictions on operations
  - Other: please specify \_\_\_\_\_
- 

**40. Does your country have other regulatory barriers to community-led service delivery?**

- Restrictions requiring that HIV services only be provided in healthcare facilities
  - Overly restrictive criteria for eligibility for community-based service delivery (please describe) \_\_\_\_\_
  - Other (please describe) \_\_\_\_\_
- 

**41. Does your country have laws, policies or regulations that hinder access to funding for work by civil society organizations and community-based organizations?**

- Lack of social contracting or other mechanisms allowing for funding of community-led service delivery to be funded from domestic funding
  - "Foreign agents" or other restrictions to accessing funding from international donors
  - Other: please describe \_\_\_\_\_
- 

8. Ensure that HIV investments increase to US\$ 26 billion by 2020, including a quarter for HIV prevention and 6% for social enablers

9. Empower people living with, at risk of and affected by HIV to know their rights and to access justice and legal services to prevent and challenge violations of human rights

---

**Rights literacy**

---

**42. In the past two years have there been training and/or capacity-building programmes for people living with HIV and key populations to educate them and raise awareness about their rights (in the context of HIV) in your country:**

- Yes, at scale at the national level
  - Yes, at scale, at the sub-national level
  - Yes, one-off activities
  - Yes, at a small scale
  - No
- 

**43. Are there any of the following barriers to providing training and/or capacity building for people living with HIV and key populations to educate them and raise their awareness about their rights (please select all that apply)?**

- Lack of political will
  - Lack of funding
  - Lack of capacity for delivery of trainings
  - Barriers that hinder the target audience in accessing such trainings or capacity-building
- 

**Accountability mechanisms**

---

**44. Does your country have mechanisms in place to record and address cases of HIV-related discrimination (based on perceived HIV status and/or belonging to any key population)?**

- Yes, please describe \_\_\_\_\_
  - No
-

---

**45. Does your country have any of the following accountability mechanisms in relation to discrimination and violations of human rights in healthcare settings?**

- Complaints procedure
- Mechanisms of redress and accountability
- Procedures or systems to protect and respect patient privacy or confidentiality

---

**46. Does your country have any of the following barriers to accessing accountability mechanisms present (please select all that apply)?**

- Mechanisms do not function
- Mechanisms are not sensitive to HIV
- Affordability constraints for people from marginalized and affected groups
- Awareness or knowledge of how to use such mechanisms is limited

---

**47. Does your country have mechanisms in place to promote access to justice (please select all that apply)?**

- Yes, legal aid systems applicable to HIV casework
- Yes, pro bono legal services provided by private law firms
- Yes, legal services provided by (university-based) legal clinics
- Yes, community paralegals
- Yes, other: please describe \_\_\_\_\_
- No

---

**48. Does your country have any documented barriers to access to justice for key populations, people living with or affected by HIV?**

- No
  - Yes, please describe and provide details on the scale \_\_\_\_\_
- 

10. Commit to taking AIDS out of isolation through people-centered systems to improve universal health coverage, including treatment for tuberculosis, cervical cancer and hepatitis B and C

- Reduce tuberculosis-related deaths among people living with HIV by 75% by 2020

# Annex 1.

## Selected bibliography

1. 12 components monitoring and evaluation system assessment: guidelines to support preparation, implementation and follow-up activities. Geneva: UNAIDS; 2010 (<http://www.unaids.org/en/dataanalysis/monitoringandevaluationguidance>).
2. 12 components monitoring and evaluation system strengthening tool. Geneva: UNAIDS; 2010 (<http://www.unaids.org/en/dataanalysis/monitoringandevaluationguidance>).
3. Glossary: monitoring and evaluation terms. Geneva: UNAIDS; 2011 (<http://www.unaids.org/en/dataanalysis/monitoringandevaluationguidance>).
4. Guidance on capacity building for HIV monitoring and evaluation. Geneva: UNAIDS; 2010 (<http://www.unaids.org/en/dataanalysis/monitoringandevaluationguidance>).
5. Indicator standards: operational guidelines for selecting indicators for the HIV response. Geneva: UNAIDS; 2010 (<http://www.unaids.org/en/dataanalysis/monitoringandevaluationguidance>).
6. A national evaluation agenda for HIV. Geneva: UNAIDS; 2010 (<http://www.unaids.org/en/dataanalysis/monitoringandevaluationguidance>).
7. An introduction to triangulation. Geneva: UNAIDS; 2010 (<http://www.unaids.org/en/dataanalysis/monitoringandevaluationguidance>).
8. An introduction to indicators. Geneva: UNAIDS; 2010 (<http://www.unaids.org/en/dataanalysis/monitoringandevaluationguidance>).
9. Basic terminology and frameworks for monitoring and evaluation. Geneva: UNAIDS; 2010 (<http://www.unaids.org/en/dataanalysis/monitoringandevaluationguidance>).
10. Organizing framework for a functional national HIV monitoring and evaluation system. Geneva: UNAIDS; 2008 (<http://www.unaids.org/en/dataanalysis/monitoringandevaluationguidance>).
11. Global AIDS update 2016. Geneva: UNAIDS; 2016 (<http://www.unaids.org/en/resources/documents/2016/Global-AIDS-update-2016>).
12. Prevention gap report. Geneva: UNAIDS; 2016 (<http://www.unaids.org/en/resources/documents/2016/prevention-gap>).
13. Securing the future today—synthesis of strategic information on HIV and young people. Geneva: UNAIDS; 2011 ([http://www.unaids.org/en/resources/documents/2011/20110727\\_JC2112\\_Synthesis\\_report](http://www.unaids.org/en/resources/documents/2011/20110727_JC2112_Synthesis_report)).
14. Strategic guidance for evaluating HIV prevention programmes. Geneva: UNAIDS; 2010 ([http://www.unaids.org/sites/default/files/sub\\_landing/files/12\\_7\\_MERG\\_Guidance\\_Evaluating%20HIV\\_PreventionProgrammes.pdf](http://www.unaids.org/sites/default/files/sub_landing/files/12_7_MERG_Guidance_Evaluating%20HIV_PreventionProgrammes.pdf)).
15. Consolidated strategic information guidelines for HIV in the health sector. Geneva: World Health Organization; 2015 (<http://www.who.int/hiv/pub/guidelines/strategic-information-guidelines/en>).
16. Consolidated guidelines on the use of antiretroviral drugs for treating and preventing HIV infection: recommendations for a public health approach. 2nd ed. Geneva: World Health Organization; 2016 (<http://www.who.int/hiv/pub/arv/arv-2016/en>).
17. The state of the world's children 2016. New York: UNICEF; 2016 (<https://www.unicef.org/sowc2016>).
18. Segone M, ed. Country-led monitoring and evaluation systems: better evidence, better policies, better development results. New York: UNICEF; 2009 (<http://mics.unicef.org/files?job=W1siZiIsIjIwMTUvMDEvMzAvMDMvMjUvNTUvNTAwL0NvdW50cnlfGvKX-01FX3N5c3RlbXMucGRml1d&sha=cdcc92ec34d8448b>).

# Annex 2. The national funding matrix for indicator 8: Total HIV expenditure

The reporting framework of indicator 8, “Total HIV expenditure”, is organized around a two-dimensional system for recording the HIV expenditure by programme and by financing source. The form of reporting therefore has a format of a matrix. The national funding matrix suggested for the Global AIDS Monitoring 2017 reporting process contains a complete set of interventions for HIV prevention, treatment and care for the previous reporting cycle (corresponding to the previous Global AIDS Response Progress Reporting indicator 6.1, which GAM substitutes), presented in a format that reflects the commitments of the new 2016 Political Declaration on HIV and AIDS: On the Fast-Track to accelerate the fight against HIV and to end the AIDS epidemic by 2030.

The set of the core sub-indicators comprise: combination prevention, including condoms, PrEP, voluntary medical male circumcision, harm reduction services, empowering young women and girls and providing essential service packages for key populations; preventing the mother-to-child transmission of HIV; HIV testing and counselling; HIV specific laboratory monitoring; antiretroviral therapy; TB/HIV; and social enablers, including reducing stigma and human rights programmes. The programmes that appear as new in the list of interventions were not included in previous guidance and will be further described .

The table below provides a complete set of programmes or services that account for the totality of possible use of resources in countries, including core programmes and financing sources for reporting in the Global AIDS Monitoring 2017 cycle. Countries are requested to report on the applicable programmes or services as appropriate, i.e. not all countries need to report on each single row of the matrix but just on the relevant ones according to each country reality; the same for the financing sources, they need to be completed as they exist in each country. It is important to note when the expenditure is inexistent (i.e. value “0”), when not available or when not applicable.

The Global AIDS Monitoring online reporting tool will provide further guidance on how to complete the reporting forms and submit expenditure indicators to UNAIDS. A more detailed description (scope and boundaries) of each programme included in this matrix and each financing source is available in the indicator registry, which will be updated regularly.

The total amount of resources should include the totality of financing flows and expenditures by all programmes or services and by all sources. The sub-indicators would represent only a sub-set of the total which correspond to parts of the specific commitments. The amounts reported will be compared to the number of people receiving the same services in GAM or elsewhere.



List of HIV programmes in the national funding matrix cross-walked to National AIDS Spending Assessment AIDS Spending Categories

Fast-track commitments to end AIDS by 2030	Codes in the GAM national funding matrix	Global AIDS Monitoring 2017 programme categories: complete set of interventions	Global AIDS Monitoring 2017 programme categories: Core Sub-Indicators	AIDS spending categories (per National AIDS Spending Assessment guidelines)	New category?
<b>Commitment 1.</b> Ensure that 30 million people living with HIV have access to treatment through meeting the 90–90–90 targets by 2020	1	<b>Treatment, care and support (sub-total)</b>		<p>1.03. Voluntary counselling and testing (VCT)</p> <p>2.01.01. Provider-initiated testing and counselling (PITC)</p> <p>4.11. Mandatory HIV testing (not VCT)</p>	NEW: disaggregation of commodities
	1.1	<p>HIV testing and counselling (HTC):</p> <ul style="list-style-type: none"> <li>▪ HIV tests (commodities)</li> <li>▪ Other direct and indirect costs</li> <li>▪ Not disaggregated by type of cost</li> </ul>	Expenditure on HIV testing and counselling (non-targeted)	<p>Note: this programme is targeting general population, whereas HTC targeting specific population groups has to be reported as a part of prevention programmes for related specific population groups</p> <p>Procurement spending has to be reported under ASC 8.3 "Procurement and logistics" of the national funding matrix (excluding expenditure on commodities).</p> <p>Costs attributed to strategic information and information systems must be reported under 8.1 Strategic information and 8.3 Health systems strengthening respectively.</p>	
	1.2	Antiretroviral treatment (sub-total)	Expenditure on antiretroviral therapy, adults and paediatric	<p>2.01.03. Antiretroviral therapy or</p> <p>2.01.03.98. Antiretroviral therapy not broken down either by age or line of treatment</p>	
		<p>1.2.1. Adult antiretroviral treatment, including:</p> <ul style="list-style-type: none"> <li>▪ ARVs</li> <li>▪ Other direct and indirect costs</li> <li>▪ Not disaggregated by type of cost</li> </ul>	Expenditure on antiretroviral therapy, adults and paediatric	<p>2.01.03.01. Adult antiretroviral therapy</p> <p>Costs attributed to procurement (excluding expenditure on commodities) has to be reported under ASC 8.3 "Procurement and logistics" of the national funding matrix.</p> <p>Costs attributed to strategic information and information systems must be reported under 8.1 Strategic information and 8.3 Health systems strengthening respectively.</p>	NEW: disaggregation of commodities

<p>1.2.2. Paediatric antiretroviral treatment, including:</p> <ul style="list-style-type: none"> <li>▪ ARVs</li> <li>▪ Other direct and indirect costs</li> <li>▪ Not disaggregated by type of cost</li> </ul>	<p>Expenditure on antiretroviral therapy, adults and paediatric</p>	<p>2.01.03.02. Paediatric antiretroviral therapy</p> <p>Costs attributed to procurement (excluding expenditure on commodities) has to be reported under ASC 8.3 "Procurement and logistics" of the national funding matrix.</p> <p>Costs attributed to strategic information and information systems must be reported under 8.1 Strategic information and 8.3 Health systems strengthening respectively.</p>	<p>NEW: disaggregation of commodities</p>
<p>1.3</p> <p>Specific HIV-related laboratory monitoring (CD4, viral load), including:</p> <ul style="list-style-type: none"> <li>▪ CD4 cell count, viral load tests (commodities)</li> <li>▪ Other direct and indirect costs</li> <li>▪ Not disaggregated by type of cost</li> </ul>	<p>Expenditure on HIV specific laboratory monitoring (CD4 cell count, viral load)</p>	<p>2.01.05. Specific HIV-related laboratory monitoring</p> <p>Costs attributed to procurement (excluding expenditure on commodities) has to be reported under ASC 8.3 "Procurement and logistics" of the national funding matrix.</p> <p>Costs attributed to strategic information and information systems must be reported under 8.1 Strategic information and 8.3 Health systems strengthening respectively.</p>	<p>NEW: disaggregation of commodities</p>
<p>1.4</p> <p>Opportunistic infections (OI) prophylaxis and treatment, excluding Treatment and prevention of tuberculosis for people living with HIV</p>		<p>2.01.02 Opportunistic infection (OI) outpatient prophylaxis and treatment</p> <p>2.02.01 Inpatient treatment of opportunistic infections (OI)</p>	
<p>1.5</p> <p>Palliative care</p>		<p>2.01.08. Outpatient palliative care</p> <p>2.01.09. Home-based care</p> <p>2.02.02. Inpatient palliative care</p>	
<p>1.6</p> <p>Support and retention</p>		<p>2.01.04. Nutritional support associated with antiretroviral therapy</p> <p>2.01.07. Psychological treatment and support services</p> <p>Not Applicable for retention</p>	<p>NEW: category for expenditures on retention in care</p> <p>NEW: laboratory monitoring to be reported separately (NASA ASC 2.01.05; 1.3.under GAM Funding Matrix )</p>

	<b>2</b>	<b>Prevention of vertical transmission of HIV (sub-tota)</b>	<b>Expenditure on prevention of vertical transmission of HIV</b>	<b>1.17. Prevention of mother-to-child transmission (PMTCT)</b>
<p><b>Commitment 2.</b> Eliminate new HIV infections among children by 2020 while ensuring that 1.6 million children have access to HIV treatment by 2018</p>	<p>2.1</p> <p>HIV testing and counselling (HTC) for pregnant women, including:</p> <ul style="list-style-type: none"> <li>▪ HIV tests (commodities)</li> <li>▪ Other direct and indirect costs</li> <li>▪ Not disaggregated by type of cost</li> </ul>	<p>Expenditure on prevention of vertical transmission of HIV</p>	<p>1.17.01. Pregnant women counselling and testing in PMTCT programmes</p> <p>Costs attributed to procurement (excluding expenditure on commodities) has to be reported under ASC 8.3 "Procurement and logistics" of the national funding matrix.</p> <p>Costs attributed to strategic information and information systems must be reported under 8.1 Strategic information and 8.3 Health systems strengthening respectively.</p>	<p>NEW: disaggregation of commodities</p>
	<p>2.2</p> <p>Early infant diagnosis, including:</p> <ul style="list-style-type: none"> <li>▪ HIV tests (commodities)</li> <li>▪ Other direct and indirect costs</li> <li>▪ Not disaggregated by type of cost</li> </ul>	<p>Expenditure on prevention of vertical transmission of HIV</p>	<p>Not applicable</p> <p>Costs attributed to procurement (excluding expenditure on commodities) has to be reported under ASC 8.3 "Procurement and logistics" of the national funding matrix.</p> <p>Costs attributed to strategic information and information systems must be reported under 8.1 Strategic information and 8.3 Health systems strengthening respectively.</p>	<p>NEW: disaggregation of commodities</p>
	<p>2.3</p> <p>Antiretroviral treatment to reduce vertical transmission of HIV, including:</p> <ul style="list-style-type: none"> <li>▪ ARVs</li> <li>▪ Other direct and indirect costs</li> <li>▪ Not disaggregated by type of cost</li> </ul>	<p>Expenditure on prevention of vertical transmission of HIV</p>	<p>1.17.02. Antiretroviral prophylaxis for HIV-positive pregnant women and neonates</p> <p>Costs attributed to procurement (excluding expenditure on commodities) has to be reported under ASC 8.3 "Procurement and logistics" of the national funding matrix.</p> <p>Costs attributed to strategic information and information systems must be reported under 8.1 Strategic information and 8.3 Health systems strengthening respectively.</p>	<p>NEW: disaggregation of commodities</p>
	<p>2.4</p> <p>Non ARV related component of PMTCT</p>	<p>Expenditure on prevention of vertical transmission of HIV</p>	<p>1.17.03. Safe infant feeding practices (including substitution of breast milk)</p> <p>1.17.04. Delivery practices as part of PMTCT programmes</p> <p>1.17.05. Condom social marketing and male and female condom provision as part of PMTCT programmes</p> <p>ASC.01.17.99. PMTCT activities n.e.c.</p>	

**Commitment 3.** Ensure access to combination prevention options, including pre-exposure prophylaxis, voluntary medical male circumcision, harm reduction and condoms, to at least 90% of people by 2020, especially young women and adolescent girls in high-prevalence countries and key populations—gay men and other men who have sex with men, transgender persons, sex workers and their clients, persons who inject drugs and prisoners

and

**Commitment 8.** Ensure that HIV investments increase to US\$ 26 billion by 2020, including a quarter for HIV prevention and 6% for social enablers

**3 Prevention (sub-total)**

**Not applicable**

<p>3.1</p> <p>Social and behavior change (SBC) programmes</p>	<p>Non-targeted</p>	<p>1.01. Communication for social and behavior change.</p> <p>Note: Communication for social and behavior change targeting key populations has to be reported as a part of prevention programmes for key populations</p> <p>1.12. Condom social marketing</p> <p>1.13. Public and commercial sector male condom provision</p> <p>1.14. Public and commercial sector female condom provision</p>
<p>3.2</p> <p>Condoms, including:</p> <ul style="list-style-type: none"> <li>▪ Condoms (commodities)</li> <li>▪ Other direct and indirect costs</li> <li>▪ Not disaggregated by type of cost</li> </ul>	<p>Condoms (non-targeted)</p>	<p>Note: these programmes are targeting general population, whereas the same programmes targeting specific population groups have to be reported as a part of prevention programmes for those specific population groups</p> <p>NEW: disaggregation of commodities</p> <p>Costs attributed to procurement(excluding expenditure on commodities) has to be reported under ASC 8.3 "Procurement and logistics" of the national funding matrix.</p> <p>Costs attributed to strategic information and information systems must be reported under 8.1 Strategic information and 8.3 Health systems strengthening respectively.</p>

<p>3.3</p> <p>Pre-Exposure Prophylaxis (PrEP) disaggregated by key populations (sub-total)</p>	<p>Pre-exposure prophylaxis (PrEP) stratified by key population</p>	<p>Not applicable</p> <p>Note: If applicable expenditure on PrEP has to be reported under this category, whereas excluded from related prevention programmes for the key populations to avoid double-counting</p>	<p>NEW</p>
<p>3.3.1. PrEP for gay men and other men who have sex with men (MSM)</p>	<p>Pre-exposure prophylaxis (PrEP) stratified by key population</p>	<p>Not applicable</p> <p>Note: If applicable expenditure on PrEP for MSM has to be reported under this category, whereas excluded from related prevention programmes for MSM to avoid double-counting</p>	<p>NEW</p>
<p>3.3.2. PrEP for sex workers</p>	<p>Pre-exposure prophylaxis (PrEP) stratified by key population</p>	<p>Not applicable</p> <p>Note: If applicable expenditure on PrEP for SWs has to be reported under this category, whereas excluded from related prevention programmes for SWs to avoid double-counting</p>	<p>NEW</p>
<p>3.3.3. PrEP for persons who inject drugs (PWID)</p>	<p>Pre-exposure prophylaxis (PrEP) stratified by key population</p>	<p>Not applicable</p> <p>Note: If applicable expenditure on PrEP for PWIDs has to be reported under this category, whereas excluded from related prevention programmes for PWIDs to avoid double-counting</p>	<p>NEW</p>
<p>3.3.4. PrEP for transgender persons</p>	<p>Pre-exposure prophylaxis (PrEP) stratified by key population</p>	<p>Not applicable</p> <p>Note: If applicable expenditure on PrEP for PWIDs has to be reported under this category, whereas excluded from related prevention programmes for transgender to avoid double-counting</p>	<p>NEW</p>
<p>3.3.5. PrEP for prisoners</p>	<p>Pre-exposure prophylaxis (PrEP) stratified by key population</p>	<p>Not applicable</p> <p>Note: If applicable expenditure on PrEP for prisoners has to be reported under this category, whereas excluded from related prevention programmes for prisoners to avoid double-counting</p>	<p>NEW</p>

<p>3.3.6. PrEP for young women and adolescent girls in high-prevalence countries</p>	<p>Pre-exposure prophylaxis (PrEP) stratified by key population</p>	<p>Not applicable</p> <p>Note: If applicable expenditure on PrEP for young women and adolescent girls in high-prevalence countries has to be reported under this category, whereas excluded from related prevention programmes for young women and adolescent girls to avoid double-counting</p>
<p>3.3.7. Pre-exposure prophylaxis for serodiscordant couples</p>	<p>Pre-exposure prophylaxis (PrEP) stratified by key population</p>	<p>Not applicable</p> <p>Note: If applicable expenditure on PrEP for serodiscordant couples has to be reported under this category, whereas excluded from related prevention programmes aimed at PLHIV to avoid double-counting</p>
<p>3.4</p>	<p>Voluntary medical male circumcision (VMMC) in high prevalence countries</p>	<p>1.18. Male circumcision</p>
<p>3.5</p>	<p>Prevention, promotion of testing and linkage to care programmes for gay men and other men who have sex with men (MSM), including:</p> <ul style="list-style-type: none"> <li>▪ HIV tests (commodities)</li> <li>▪ Condoms, lubricants, and other commodities</li> <li>▪ Other direct and indirect costs</li> <li>▪ Not disaggregated by type of cost</li> </ul>	<p>1.09. Programmes for men who have sex with men (MSM)</p> <p>Note:</p> <p>Costs attributed to procurement (excluding expenditure on commodities) has to be reported under ASC 8.3 "Procurement and logistics" of the national funding matrix.</p> <p>Costs attributed to strategic information and information systems must be reported under 8.1 Strategic information and 8.3 Health systems strengthening respectively.</p>
<p>3.6</p>	<p>Prevention, promotion of testing and linkage to care programmes for sex workers and their clients, including:</p> <ul style="list-style-type: none"> <li>▪ HIV tests (commodities)</li> <li>▪ Condoms, lubricants, and other commodities</li> <li>▪ Other direct and indirect costs</li> <li>▪ Not disaggregated by type of cost</li> </ul>	<p>1.08. Prevention programmes for sex workers and their clients</p> <p>NEW: disaggregation of commodities</p>

<p>1.10. Harm-reduction programmes for injecting drug users (IDUs)</p>			<p>Note:</p>		
<p>3.7</p>	<p>Prevention, promotion of testing and linkage to care programmes for persons who inject drugs (sub-total)</p>	<p>Prevention among key populations</p>	<p>Costs attributed to procurement (excluding expenditure on commodities) has to be reported under ASC 8.3 "Procurement and logistics" of the national funding matrix.</p>		<p>NEW: disaggregation of commodities</p>
			<p>Costs attributed to strategic information and information systems must be reported under 8.1 Strategic information and 8.3 Health systems strengthening respectively.</p>		
			<p>1.10.05. Sterile syringe and needle exchange as part of programmes for IDUs</p>		
			<p>1.10.01. VCT as part of programmes for IDUs</p>		
			<p>1.10.02. Condom social marketing and male and female condom provision as part of programmes for IDUs</p>		
			<p>1.10.03. STI prevention and treatment as part of programmes for IDUs</p>		
			<p>1.10.04. Behavior change communication (BCC) as part of programmes for IDUs</p>		<p>NEW: disaggregation of commodities</p>
		<p>Prevention among key populations</p>	<p>1.10.99. Other programmatic interventions for IDUs, n.e.c.</p>		
			<p>Note:</p>		
			<p>Costs attributed to procurement (excluding expenditure on commodities) has to be reported under ASC 8.3 "Procurement and logistics" of the national funding matrix.</p>		
			<p>Costs attributed to strategic information and information systems must be reported under 8.1 Strategic information and 8.3 Health systems strengthening respectively.</p>		
			<p>1.10.06. Drug substitution treatment as part of programmes for IDUs</p>		
			<p>Note:</p>		<p>NEW: disaggregation of commodities</p>
		<p>Prevention among key populations</p>	<p>Costs attributed to procurement (excluding expenditure on commodities) has to be reported under ASC 8.3 "Procurement and logistics" of the national funding matrix.</p>		
			<p>Costs attributed to strategic information and information systems must be reported under 8.1 Strategic information and 8.3 Health systems strengthening respectively.</p>		

				Not applicable	
3.8	Prevention, promotion of testing and linkage to care programmes for transgender persons	Prevention among key populations		Note: If applicable, can be reported under a broader programme category 1.04. Risk-reduction for vulnerable and accessible populations	NEW
3.9	Prevention, promotion of testing and linkage to care programmes for prisoners	Prevention among key populations		Note: If applicable, can be reported under a broader programme category 1.04. Risk-reduction for vulnerable and accessible populations	NEW
3.10	Prevention, promotion of testing and linkage to care programmes targeting young women and adolescent girls (high-prevalence countries)	Prevention among key populations		Note: If applicable expenditure on prevention programmes targeting young women and adolescent girls has to be reported under this category, whereas excluded from related broader programme category 1.04. Risk-reduction for vulnerable and accessible populations 1.05. Prevention – youth in school 1.06. Prevention – youth out-of-school	NEW
3.11	Cash transfers to girls (high-prevalence countries), including: <ul style="list-style-type: none"> <li>from HIV earmarked budgets</li> </ul>	Expenditures on cash transfers for young women and girls (10-24 years, high-prevalence countries)		Note: If applicable expenditure on cash transfers to girls has to be reported under this category, whereas excluded from related broader programme category Prevention in young women and adolescent girls, and 1.04. Risk-reduction for vulnerable and accessible populations	
3.12	Prevention programmes for vulnerable and accessible populations			1.04. Risk-reduction for vulnerable and accessible populations Note: if any specific components were reported above (e.g. prisoners, transgender, etc.), they have to be excluded from this category to avoid double-counting	
3.13	Post-exposure prophylaxis (PEP)			1.22. Post-exposure prophylaxis (PEP)	
3.14	Workplace			1.11. Prevention programmes in the workplace	
Not applicable					
Not applicable					
Not applicable					



Not applicable	3.15 Synergies with health sector	1.16. Prevention, diagnosis, and treatment of sexually transmitted infections (STI) 1.19. Blood safety 1.20. Safe medical injections 1.21. Universal precautions 2.01.06. Dental programmes for PLHIV 2.03. Patient transport and emergency rescue
<b>Commitment 4.</b> Eliminate gender inequalities and end all forms of violence and discrimination against women and girls, people living with HIV and key populations by 2020	<b>4</b> <b>Gender programmes</b>	<b>7.04. AIDS-specific programmes focused on women</b> <b>7.05. programmes to reduce Gender Based Violence</b>
<b>Commitment 5.</b> Ensure that 90% of young people have the skills, knowledge and capacity to protect themselves from HIV and have access to sexual and reproductive health services by 2020, in order to reduce the number of new HIV infections among adolescent girls and young women to below 100 000 per year	<b>5</b> <b>Programmes for children and adolescents</b>	<b>1.05. Prevention – youth in school</b> <b>1.06. Prevention – youth out-of-school</b>  <b>Note: This category excludes specific prevention programmes targeting young women and adolescent girls</b>
<b>Commitment 6.</b> Ensure that 75% of people living with , at risk of and affected by HIV benefit from HIV-sensitive social protection by 2020	<b>6</b> <b>Social protection</b>	<b>3. Orphans and vulnerable children (OVC), including all sub-categories</b> <b>6. Social protection and social services, including all sub-categories</b>
<b>Commitment 7.</b> Ensure that at least 30% of all service delivery is community-led by 2020	<b>7</b> <b>Community mobilization</b>	<b>1.02. Community mobilization</b>
<b>Commitment 8.</b> Ensure that HIV investments increase to US\$ 26 billion by 2020, including a quarter for HIV prevention and 6% for social enablers	<b>8</b> <b>Governance and sustainability (sub-total)</b>	<b>Not applicable</b>

			4.03. Monitoring and evaluation 4.05. Serological-surveillance (serosurveillance) 4.06. HIV drug-resistance surveillance 4.09. Patient tracking 8.03. Epidemiological research 8.04. Social science research
8.1	Strategic information		
8.2	Planning and coordination		4.01. Planning, coordination, and programme management 4.02. Administration and transaction costs associated with managing and disbursing funds 4.07. Drug supply systems
8.3	Procurement and logistics		4.08. Information technology 4.10. Upgrading and construction of infrastructure 5.03. Training
8.4	Health systems strengthening		5.02. Formative education to build-up an HIV workforce
8.5	Education		8.01. Biomedical research 8.02. Clinical research 8.05. Vaccine-related research 4.04. Operations research
8.6	HIV and AIDS related research		
		<b>9</b>	<b>Not applicable</b>
		<b>9</b>	<b>Critical enablers (sub-total)</b>
		9.1	Policy dialogue Expenditures on social enablers
		9.2	Key human rights programmes Expenditures on social enablers
		9.3	AIDS-specific institutional development Expenditures on social enablers
			7.01. Advocacy 7.02. Human rights programmes 7.03. AIDS-specific institutional development

**Commitment 9.**  
Empower people living with, at risk of and affected by HIV to know their rights and to access justice and legal services to prevent and challenge violations of human rights

<p><b>Commitment 10.</b> Commit to taking AIDS out of isolation through people-centered systems to improve universal health coverage, including treatment for tuberculosis, cervical cancer and hepatitis B and C</p>	<p><b>10</b></p>	<p><b>TB / HIV co-infection, diagnosis and treatment (sub-total)</b></p>	<p><b>Expenditure on TB/HIV</b></p>	<p><b>Not applicable</b></p>
				<p><b>Note: if applicable, can be reported under a broader programme category 2.01.02 Opportunistic infection (OI) outpatient prophylaxis and treatment, or 2.02.01 Inpatient treatment of opportunistic infections (OI)</b></p>
	10.1	TB screening and diagnosis in PLHIV	Expenditure on TB/HIV	Not applicable
	10.2	TB prevention and treatment for PLHIV	Expenditure on TB/HIV	Not applicable
<p><b>Not applicable</b></p>		<p><b>Other essential programmes outside the suggested framework of core HIV and AIDS programmes (please list below and specify)</b></p>		<p><b>Not applicable</b></p>
		<b>Total</b>	<b>Total HIV Expenditure</b>	<b>Not applicable</b>

Copyright © 2016  
Joint United Nations Programme on HIV/AIDS (UNAIDS)  
All rights reserved.

The designations employed and the presentation of the material in this publication do not imply the expression of any opinion whatsoever on the part of UNAIDS concerning the legal status of any country, territory, city or area or of its authorities, or concerning the delimitation of its frontiers or boundaries. UNAIDS does not warrant that the information published in this publication is complete and correct and shall not be liable for any damages incurred as a result of its use.

UNAIDS/JC2880





**UNAIDS**  
**Joint United Nations**  
**Programme on HIV/AIDS**

20 Avenue Appia  
1211 Geneva 27  
Switzerland

+41 22 791 3666

[unaids.org](http://unaids.org)